

WORLD'S OF MAGIC



—❧— GAME MANUAL —❧—

USER'S MANUAL



By Wastelands Interactive and Lucid Dreamers Development

Copyright © 2015

Version 1.0

Table of Contents

Introduction.....	8
Installing the Game	9
Steam.....	9
Getting Started	11
Single Player	11
Game	11
Faction	11
Sorcerer Lord	11
Spells.....	12
Hot Seat/PBEM.....	12
Game	13
Sorcerer Lords	13
Arena	13
Battleground.....	13
Armies.....	13
Options	13
Gameplay.....	14
Language	14
Enable Tutorial Hints	14
Autosave Interval	14
Show Tooltips	14
Show End of Turn Message	14
Audio & Video	14
Resolution.....	14
Windowed Mode.....	14
Graphics Quality	14
VSync, Anti-aliasing, Glow, Bloom, SSAO	14
Sounds, GUI Sounds, Character Sounds, Music Volume	14
Input	14
Mouse Selection	14
Keyboard Input	14
World Map.....	15
World Map GUI.....	16
Gold	16
Food.....	16

Mana.....	16
Negative Energy.....	16
Currently Selected Army	17
Mini-Map.....	17
Terrain Type.....	17
Tile Features	17
Terrain Info Bar.....	17
Planes Buttons.....	18
Mage’s Eye.....	18
Armies.....	18
Moving armies.....	18
Selected Army Panel.....	19
Splitting and merging armies.....	19
Menus.....	20
Information Menu	21
Magic	22
Wizardry	22
Alchemy.....	23
Diplomacy.....	24
Strategic Spellbook.....	25
Forge.....	28
Armies.....	29
Cities	30
City Screen.....	32
Interacting with World Features	35
Battle	36
Camera Controls.....	36
Battlefield	37
Battle mechanics	37
Stats.....	38
Multi-figure units.....	38
Hitting and damaging	38
Damage Resistances and Vulnerabilities.....	38
Saving Throws.....	39
Battle summary	39
Important issues.....	40

Unrest.....	40
Taxes.....	40
Races.....	40
Events and Spells.....	40
Buildings.....	40
Garrison.....	40
Spells.....	40
Settling cities.....	40
Capturing Nodes.....	41
Corruption & Purification.....	41
Heroes & Champions.....	41
Banishment.....	42
Victory & Defeat.....	42
Exterminate, Exterminate.....	42
The Spell of Domination.....	42
Appendix.....	43
Positive Disciplines.....	43
Negative Disciplines.....	43
Spell Circles.....	44
Life.....	44
Death.....	44
Air.....	44
Earth.....	44
Fire.....	44
Water.....	45
Augmentation.....	45
Biomancy.....	45
Destruction.....	45
Mentalism.....	45
Protection.....	45
Summoning.....	46
Artifact Powers.....	46
Attack Bonus.....	46
Defense Bonus.....	46
Races Comparison.....	50
Tax Rates, Income, & Unrest.....	51

Interracial unrest	51
Unit Abilities	51
Abilities	52
Perks	53
Credits	54

WORLDS OF MAGIC

Introduction

Our world was called Caldrean. It was a land of both beauty and enchantment. The essence of magic was its life's blood, the very air you breathed crackled with its energy. The wise and the powerful used it, shaped it, crafted it and, lifting themselves to the heavens, sought to become gods. It was their arrogance that destroyed our world, ripped its fabric apart at the very seams. The war of ascension consumed our home. And so we fled.

Gateways were opened to new worlds, to new lands ripe for conquest. The sorcerer lords of Caldrean plunged through these portals taking their servants with them. They intended to wage their eternal wars across the planes themselves. But the magic of these worlds was different. It was not the open flowing source of our homeland. They had to start again and learn the ways of these new powers.

With their learning comes power and with power comes conquest. Only victory will end this war. We will only live in peace when one lord sits upon the throne of heaven. That is why we serve, that is why we fight. If there can be only one lord, it must be our own!

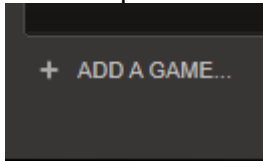
In Worlds of Magic you take on the role of a powerful and immortal sorcerer lord. It is your goal to completely conquer the universe and raise yourself up amongst the gods. You may do this with any combination of military, magical, and diplomatic power. When the game opens you know a very limited number of spells and control a single small city along with an army of negligible strength. It is your task to lead your fledgling empire to greatness by exploring the universe, expanding into new territory, exploiting the resources that you find, and exterminating your enemies.

In order to succeed in your quest for power you will need to make use of all the resources available to you. A vast number of spells can be researched and discovered. Each race offers unique units with a variety of special skills and qualities. Heroes will offer their services to leaders who have proven themselves capable. And powerful artifacts can be created to enhance the already formidable skills of the champions who serve you. A wise sorcerer lord will utilize all these assets in order to gain an advantage over their adversaries. If you hope to carve a path to power you will need to show such wisdom.

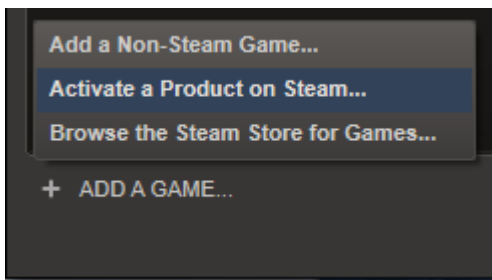
Installing the Game

Steam

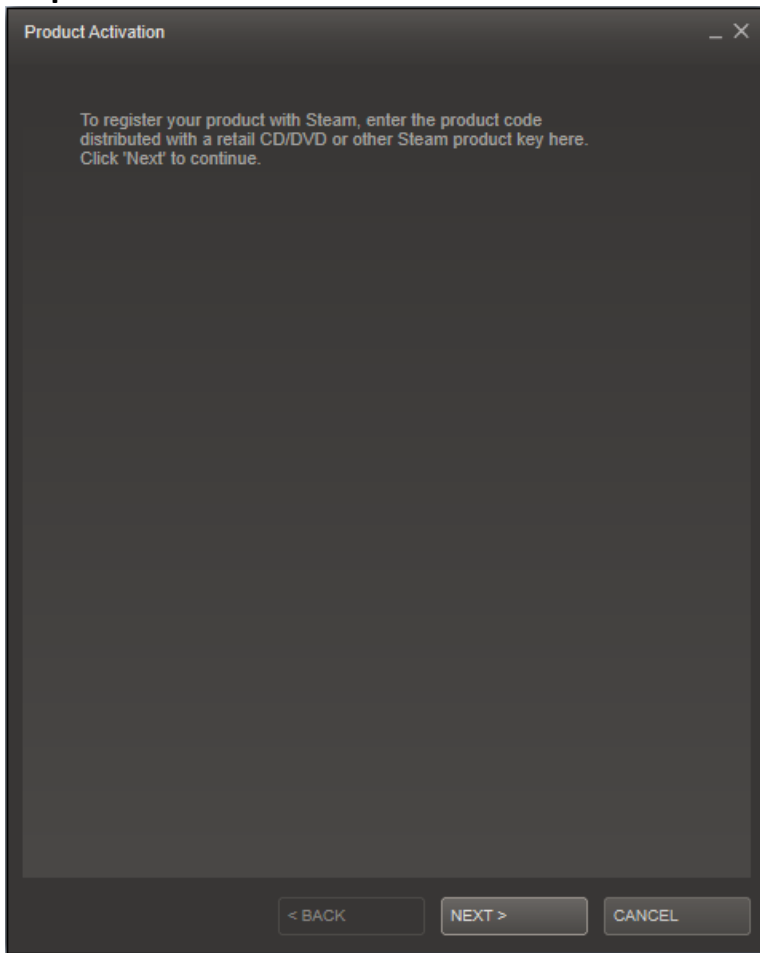
Installing and launching Worlds of Magic via Steam is very simple. You only need follow these steps:



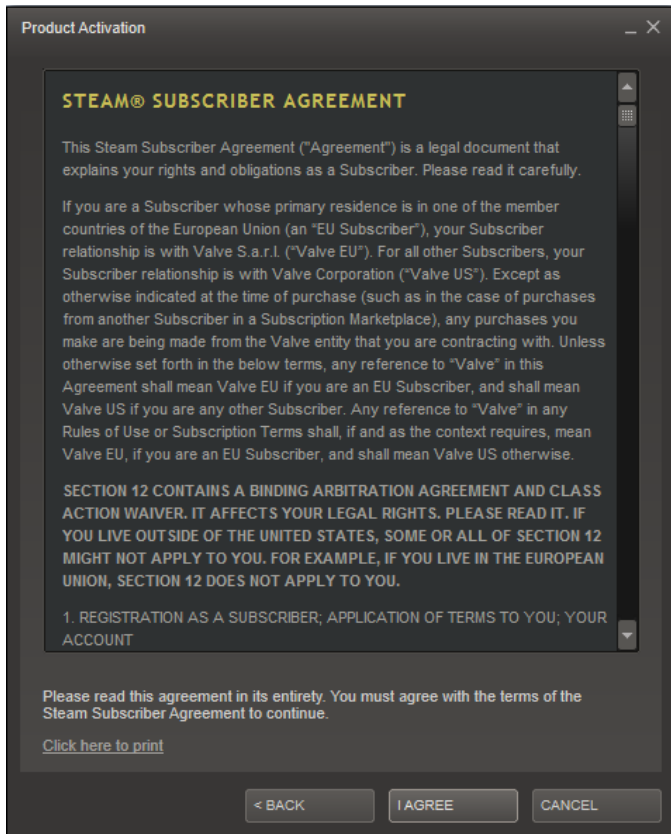
Step 1: Login to Steam. (This assumes you've already created a Steam account and downloaded and installed the Steam software. If you haven't done that you'll need to before going any further.) In the lower left hand corner of the Steam window you'll see "+ ADD A GAME..." Click that to get started.



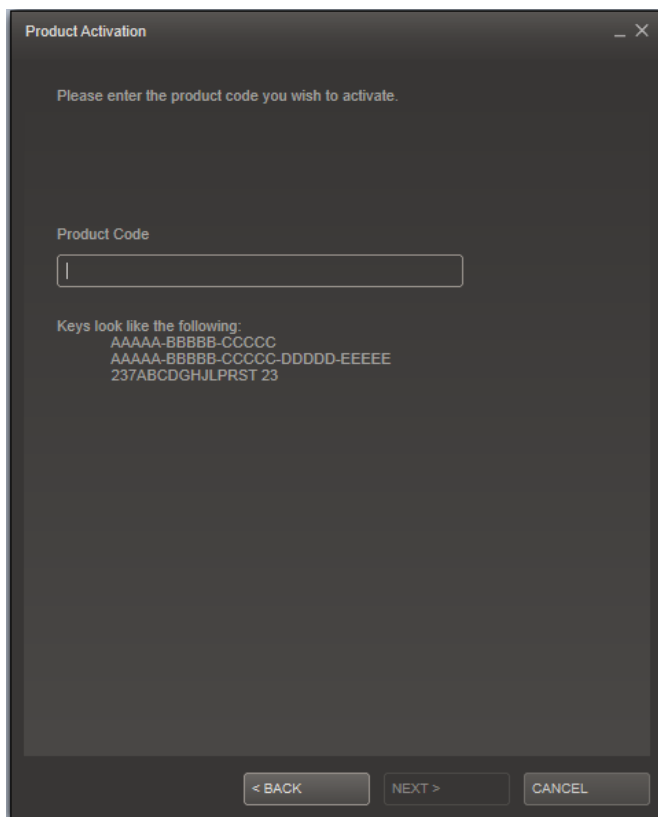
Step 2: Click "Activate a Product on Steam".



Step 3: Click "NEXT".



Step 4: Click "I AGREE".



Step 5: Enter your Worlds of Magic key. Then click "Next". Once the Worlds of Magic install is complete you'll be able to proceed.



Step 6: Click "PLAY". This will launch the game.

Getting Started

Starting a new game in Worlds of Magic is very simple. However, there are several game modes to choose from and each mode has a number of settings that you need to understand. We'll take a brief look at each mode to help you get in game as quickly as possible. More information about the many options you have is available in other sections of this manual.

The main menu has a number of options:

Single Player

Single player mode is the "default" game mode. It allows a player to face a number of AI opponents in a quest to conquer the universe. There are several decisions that need to be made when starting a single player game.

Game

The Game menu allows the player to select which planes of existence he/she wants the universe to consist of as well as the landmass type and percentage of each. The number of opponents, overall size of the universe, and whether or not fast movement is enabled is also selected here.

Faction

From this screen the player selects his/her starting race. This is an important decision because it helps shape the early game, however, in most cases a player can acquire other races as the game continues. It is important to note that this is not true of the Unhallowed. The undead will not coexist with the living races and vice-versa. So, selecting the Unhallowed at this point will change the entire game from beginning to end. If this is your first time playing, you may want to choose one of the other factions in order to first familiarize yourself with the game's mechanics.

Sorcerer Lord

From here the player selects or creates his/her Sorcerer Lord. The Sorcerer Lord can be considered the player's character in Worlds of Magic and is defined by the Disciplines and Spell Circles he/she understands. Disciplines give a Sorcerer Lord an inherent ability or weakness that affects the way he/she controls his/her empire. Spell Circles give a Sorcerer Lord access to certain spells. The fastest way to get in game is to select one of the pre-made Sorcerer Lords. There are many to choose from, and all of them are quite unique and fun to

play. Once you're more familiar with the game (or if you're the adventurous type) you can create a custom Sorcerer Lord.

Each custom Sorcerer Lord begins with twelve points to spend between disciplines and spell circles. The simplest "build" is to spend nine points on a single spell circle and spend the remaining three points to take the Circle Mastery discipline for that circle. (Spend twelve points to become a Destruction Master, for instance.) Alternatively a player can select a number of disciplines as well as spell circles. In addition, there are also a number of negative disciplines that give the player bonus points for taking a specific disadvantage. Advanced players can even spend all their points on disciplines and start the game with their sorcerer lords only knowing how to use Arcane spells.

It is very important to note that the twelve Spell Circles can be looked at as two sets of six. Half the circles are sorted according to effect, the other half according to element. You can mix and match these in any way you like.

Each spell in the game is assigned not only according to its two relevant circles, but also by its tier. The tier represents the power level of the spell. Spells from tier one to eight belong to two spell circles, one effect and one elemental, whereas tier nine spells (the most powerful in the game) belong only to a single circle.

Any combination of circles that add up to the correct tier will give you access to spells of those circles and tiers. For instance, Fireball is a tier three Fire/Destruction spell. Any combination of Fire and Destruction that adds up to at least three will give the player access to Fireball. So, if you have three tiers in Fire, or two in Fire and one in Destruction, or one in Fire and two in Destruction, or three in Destruction you would potentially have access to Fireball. Although this may seem confusing it is exceptionally simple in practice. The easiest way to understand it is to do it. So, when you feel you are ready, you can start creating new Sorcerer Lords and see just what spells end up in your Research Spellbook.

More information on Spells and Spell Circles can be found later in this manual.

Spells

The spells menu allows the player to select the starting spells that his/her sorcerer lord will know at the start of the game. They are sorted by spell circle and tier. The player can pick a number of spells depending on the number of spell circles his/her sorcerer lord understands. The more points a sorcerer lord has in a single circle the more spells he/she can select from that circle. For those who like a bit of a surprize (or those in a hurry) there is a Randomize button that selects the starting spells randomly.

Each spell can only be selected once, even if the sorcerer lord has access to it from more than one circle. So, if a sorcerer lord with tiers in both Earth and Destruction selects Acid Arrow as one of his/her starting Earth spells it will be unselectable in the Destruction spell list. Acid Arrow could be taken as an Earth or Destruction starting spell, but not both.

For more information on the number of starting spells a sorcerer lord will receive when starting a game, refer to the starting spells table in the reference section of this manual.

Hot Seat/PBEM

Hot Seat mode is one of the multi-player modes that Worlds of Magic offers. Each player takes turn using the same computer. (That's why the seat is hot: someone was just

sitting in it.) The setup for a hot seat game is very similar to a single player game, however, each of the opponents have to be selected and assigned as players or AI opponents.

Game

The game menu in hot seat mode works exactly as it does in single player mode.

Sorcerer Lords

From here the player defines each of the opponents that will take part in the hot seat game. To add a new opponent simply click one of the Add Sorcerer Lord bars. Each of the sorcerer lords bars displays information about the lord and allows you to edit them.

To change the sorcerer lord click the current sorcerer lord's name. A drop down menu will appear that allows you to select a different sorcerer lord (including a custom lord). To edit the exact details about a lord click the Preview button. It will allow you to change the lord's starting race, edit his/her disciplines and spell circles, and select his/her starting skills. You can also click the banner color button to select a new banner color for that lord. The Human/AI button determines whether or not the sorcerer lord is controlled by the AI or a human player.

Once you have all the lords as you want them you are ready to start your hot seat game.

Arena

Arena mode allows players to test battlefield strategies without having to play a full game. You can use it to test the power of units and hone your strategic skills. There are only two options when creating an arena game:

Battleground

From here you select which battleground you want to play on. At this point in time the choice is totally aesthetic. None of the battlegrounds have any tactical advantages. So, simply select the one you find the most visually pleasing at the moment.

Armies

The armies menu allows the player to assemble the army each side will use. You can add units from any of the factions in the game. There is also a Randomize button for each army that allows the player to quickly create random armies.

Once a battleground has been selected and each army is assembled the game is ready to play.

Options

The options menu allows the player to change a wide range of settings from music volume to the way the mouse works.

Gameplay

Language

Select the language of the game.

Enable Tutorial Hints

Turns tutorial hints off and on (you can disable singular ones during play and reset them with Reset Tutorial)

Autosave Interval

Sets how often the game should autosave.

Show Tooltips

Enables and disables tooltips and tooltips for resources.

Show End of Turn Message

Enables and disables messages about unused armies, cities and research that appear over the End Turn button.

Audio & Video

Resolution

Changes the resolution of the game. Default aspect ratio is 16:9.

Windowed Mode

Turns Windowed mode off and on.

Graphics Quality

Changes the main graphics quality of the game. If Worlds of Magic's performance is poor, change it to Fastest.

VSync, Anti-aliasing, Glow, Bloom, SSAO

Additional graphical modes. Turn the off to improve the performance of the game.

Sounds, GUI Sounds, Character Sounds, Music Volume

Changes the volume of various sounds and music in the game.

Input

Mouse Selection

Switches between two control schemes. In MoM-like, you both select and give orders (move, attack, cast spells, etc.) by left-clicking and cancel selection by right-clicking. In RTS-like, you select and de-select by left-clicking and give orders by right-clicking.

Keyboard Input

Changes keyboard shortcuts in World Map and Combat. Simply click on an option and press the button you wish to switch to.

World Map



When the game starts, you will see the World Map of Worlds of Magic, with your first city, army and the surrounding terrain. The World Map is the interface through which you are going to explore the world, overlook your armies and cities, cast spells, and manage your empire.

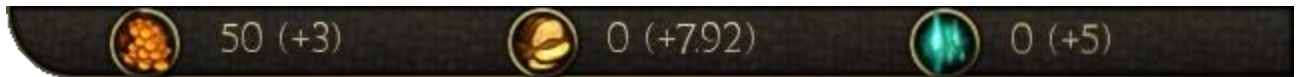
To move the camera, use the arrow keys or place your mouse on the screen borders. You can zoom in and out with your mouse wheel. Also, you can change the camera from perspective to top-down using the N key by default.

World Map GUI

There are five main elements on the world map:

1. Top Bar
2. Selected Army Panel
3. Mini-Map Panel
4. Main Menu
5. City Menu

Top Bar



The top bar displays current amount and, in parentheses, income of three main resources of the game: gold, food (or negative energy for the unhallowed) and mana.

Gold

Gold is used for a wide variety of actions. Most normal units cost a small amount to upkeep on a per turn basis, as do buildings in towns. It is also possible to instantly finish current production in a town by spending a large amount of gold. Additionally, you can use it to hire heroes and mercenaries or buy artifacts in inns. The main source of Gold is tax paid by citizens of your cities, but you can also gain large sums as rewards from various guarded locations in the world. Gold is stockpiled normally and without any restrictions (unless you have the Ascetic discipline).

Food

Food is used almost singularly to maintain units on a per turn basis. It can be only produced by farmers in your towns. However, **normally all surplus food is wasted and does not stockpile**, so you need to keep a watchful eye on food balance to make sure all your troops are fed and will not desert between turns. Each Granary building makes you able to preserve 5 Food.

Mana

Mana is the magical resource of Worlds of Magic and can be used in many ways. All spells cost mana to cast and magical items cost mana to forge. Enchantments and summoned creatures also require some mana to upkeep on a per turn basis. The main source of Mana comes from Power distribution (which you can adjust in the Magic panel), but you can also gain large sums as rewards from various guarded locations in the world. Mana is stockpiled normally and without any restrictions.

Negative Energy

Negative Energy is the currency of the Unhallowed. The undead do not need food to upkeep their troops or gold to maintain their buildings. Both armies and cities require only Negative Energy, generated by Gatherers (who replace farmers) in Unhallowed towns. Negative Energy is stockpiled normally and without any restrictions.

Mini-Map Panel



The mini-map panel offers the player a good deal of information at a glance:

1. Currently Selected Army
2. Mini-Map
3. Terrain Type
4. Tile Features
5. Terrain Info Bar
6. Planes Buttons
7. Mage's Eye

Currently Selected Army

This section of the panel shows which army is currently selected. The left and right arrows allow the player to easily switch between all his/her armies.

Mini-Map

This is the mini-map itself. It allows the player to easily find cities and see where the camera is currently on the world map. As the player's armies explore the world the fog of war will be removed.

Terrain Type

The type of terrain the mouse is currently hovering over.

Tile Features

The features (if any) that the world tile contains. These could be either Resources, which add specific bonuses if within a town's radius, or World Features - dungeons, portals, nodes, etc. which contain loot or give other benefits, but most of the time are guarded by monsters.

Terrain Info Bar

This bar display the maximum population, food, and production bonus the tile under the mouse provides. It is important to note that this does not take racial preferences into

account, not does it include any resource bonus. It is merely the bonuses provided by the terrain type. For more detailed information use the Surveyor (discussed later in this section.)

Planes Buttons

These buttons allow the player to move the view from one plane of existence to another (once discovered).

Mage's Eye

The Mage's Eye keeps track of all enemy, neutral, and roaming armies that appear in sight range of your units and cities. The number above shows their number. Clicking on the Eye moves the camera to a fresh enemy army. The Mage's Eye refreshes every turn.

Armies

Armies are your most important and only major means of exploring the world, interacting with its features and conquering your enemies. An army may consist of up to 16 units. Only a single unit, the most powerful in an army, is visible on the world map and works as its avatar.

Moving armies

Select an army by left-clicking on it. To move, left click the world tile you want the army to move to. An army moves with the speed of its slowest unit. Different land types have different movement costs: travelling through plains is much quicker than through swamps or mountains. The table below illustrates the costs of movement:

Terrain type	Movement cost
Plains, Hills, Desert, Tundra	1
Swamp, Forest	2
Mountain, Quicksand	3
Shore, Ocean, Lava, Air*	1

* Accessible only to units with specific abilities

Depending on how far away the world tile is from your army it may take several turns to reach. Simply clicking a world tile that the army can't reach in the current turn will automatically enable Auto-move for that army. It will continue to move toward the target destination until the order is canceled or the destination is reached.

Selected Army Panel



The Selected Army Panel displays the individual units in the currently selected army. Hovering the mouse cursor over any of the units will display a tooltip about that unit.

There are a number of commands that can be issued to each army each turn.

1 - Auto-move: As long as this is on (highlighted in blue) the army will move toward its destination automatically at the end of each turn. To turn off Auto-move simply left click the Auto-move button.

2 - Wait: This orders the army to do nothing until the next turn. It will take an army out of the "Army Needs Attention" message queue.

3 - Skip: This pushes the current army down the "Army Needs Attention" message queue.

4 - Fortify: This orders the army to fortify its position. It will only be added to the "Army Needs Attention" message queue if an enemy army is nearby and will move first if attacked.

5 - Heal: Fortifies the army until every unit within it is fully healed.

6 - Unit Abilities: A number of possible buttons may show up here. The tooltip for each provides information on using it. It includes things such as building roads or siphons and purifying or corrupting world tiles. (More information on these subjects can be found later in this manual.)

7 – Movement Points: Shows the amount of Movement Points left for each unit.

Splitting and merging armies

To split an army, select a unit within an army by left-clicking on its icon (you select multiple units by holding the control key) and simply give it an order to move onto another tile of your choosing.

To merge two armies, simply move one army onto the same tile as the second one. Remember that the maximum amount of units in an army is 16.

Menus



The main menu opens a number of sub-menus, opens the game menu, and allows the player to end the turn. It also displays the turn counter. We'll take a look at each of these items in turn:

1. Information Menu
2. Magic Tab
3. Diplomacy Tab
4. Strategic Spellbook
5. Forge
6. Armies Tab
7. Cities Tab
8. Main Menu
9. Notifications / End Turn

Information Menu



1 - Surveyor



The surveyor provides information about founding a city on the world map tile the cursor is currently over. Each race has its own terrain modifiers. As a result, the player can select which race for which the surveyor should calculate information. The player can change the race by clicking the left and right arrows at the top of the panel. Once the correct race has been selected the panel will show the player the maximum population, food bonus, production bonus, and resources of the potential city.

2 - Mirror

The mirror allows the player to look at his/her sorcerer lord. It displays positive and negative disciplines, spell circles, and the sorcerer lord's current fame.

3 - Strategic Map:

This opens an interactive strategic map of the current plane

Magic

Magic is the bread and butter of the game. Spells not only help you in growth, expansion and warfare alike, but can also actually win the game.

The magic panel is divided into three parts:

Wizardry



This panel helps you govern your magical powers, from Power to summoning.

1 – Power

Power is the basic magical resource. You start with base 15 Power, and can gain more from resources, magically inclined population (such as elves), and nodes. Harvested power is redistributed into three spheres: Mana, Spellcraft, and Research.

2 - Mana

Mana works as currency in a similar way Gold does, only for magical purposes. All spells costs mana to cast, enchantments and summons also require an upkeep in mana. It is also used to craft magical items.

3 – Spellcraft and Spellcraft Level

Spellcraft is the Sorcerer Lord's skill as a mage. Spellcraft level limits the amount of mana he can use in one turn on casting strategic spells, using battle spells and crafting items. For example, a Lord with Spellcraft level 30 can spend (if he has the required mana, of course) 30 mana on casting, 30 mana on crafting, and additional 30 mana in battle.

To increase Spellcraft, a Sorcerer Lord must spend Power equal double his current level. So, if his level is 30, he needs to invest 60 Power.

4 – Research

Research enables you to gain new spells. By investing Power, you gain Research Points spent automatically on your currently researched spell. Your Research can be further amplified by city buildings.

5 - Lock

The ratio of each of the power spheres can be locked in place by clicking on the icon above the sphere. This allows the player to change two without changing the third.

6 – Researching

Displays the spell the player is currently researching as well as its estimated time to completion. It will also open the Research Spellbook.

7 - Crafting

Displays the artifact (if any) the player is current crafting as well as its estimated time to completion.

8 - Casting

Displays any spell the player is currently casting as well as its progress and estimated time to completion.

9 - Summoning To

Shows the current location of the player's summoning circle.

Alchemy



The Alchemy Menu allows the player to convert Gold into Mana and vice versa.

- 1.**Spend**: The amount of Gold or Mana being spent.
- 2.**Receive**: The amount of Mana or Gold received.
- 3.**From/To Arrow**: Shows the direction of the conversion.
- 4.**Change**: Changes from converting Gold into Mana to converting Mana into Gold.
- 5.**Amount Bar**: Allows the player to change the amount being converted.
- 6.**Proceed**: Confirm the conversion.

Diplomacy



There are a number of diplomatic propositions that one Sorcerer Lord can offer another. This ranges from a simple exchange of resources or spells all the way to alliances. Diplomacy is an important tool. It can be used to press your advantage, gain some time to rebuild your forces, or get the resources you need to complete a particular task.

A number of diplomatic states can exist between Sorcerer Lords:

Eternal War - War without the possibility of a truce or peace agreement.

War – Active war between Sorcerer Lords.

Truce - Turn based Peace lasting a definite amount of turns, when broken or ended the state again returns to War.

Peace - A neutral state.

Non-Aggression – A slightly improved neutral state where each Sorcerer Lord agrees not to attack the other.

Defensive Alliance – This is an agreement to work together for common defense. If either of the Sorcerer Lords in the agreement are attacked the other will be asked to declare war on the attacking Sorcerer Lord.

Alliance – This is a more active version of a Defensive Alliance. If either Sorcerer Lord in the agreement is attacked both automatically declare war on the attacker.

Gold and Mana can be exchanged (or offered as tribute) once or on a per-turn basis. Items, Unit, Spells, and even information can also be exchanged.

The diplomacy menu allows you to interact with the other Sorcerer Lords diplomatically.

1. Offers - The offers tab allows you to make new diplomatic proposals to Sorcerer Lords you've encountered.
2. Relations - The relations tab allows the player to look at the current relations they have with other Sorcerer Lords.
3. Treaties - The treaties tab allows the player to look at the current treaties that exist between the Sorcerer Lords.
4. Player - The player's Sorcerer Lord.
5. Sorcerer Lord - The Sorcerer Lord the player is currently negotiating with.
6. Player Resources - The resources (including Change of Relations) the player has to offer.
7. Sorcerer Lord Resources - The resources (including Change of Relations) the Sorcerer Lord being negotiated with has to offer.
8. Current Offer - This lists all the resources in the current offer.
9. Threaten - This allows the player to threaten the Sorcerer Lord being negotiated with as part of the "offer".
10. Propose - Finalize the proposal.

Strategic Spellbook



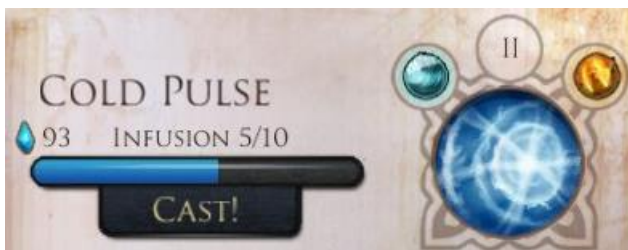
The Casting Spellbook allows you to browse through all the spells you have learned, as well as cast them.

1. Tier - This is the spells tier, which ranges from one to nine.
2. Spell Circles - This shows what spell circles the spell belongs to.
3. Name - The name of the spell.
4. Cost - This is the cost of the spell in mana.
5. Additional Information - Displays more detailed information if clicked.
6. Detailed Information - Detailed information about the spell.
7. Bottom Navigational Tabs - Tabs used to navigate through the list of spells by strategic/tactical, name, mana cost, or tier.
8. Side Navigational Tabs - Tabs used to navigate through the list of spells by circle.

In order to cast a strategic spell simply double click the spell you want to cast. The spell description will let you know what kind of target the spell can be cast on.



Once the spell has been selected a progress bar will appear in the spellbook. An amount of mana equal to the caster's Spellcraft Skill, the amount of Mana in their mana pool, or the cost of the spell (whichever is least) will be taken out of the cast's mana pool each turn. Once the cost of the spell has been paid the casting panel will be open (often at the beginning of the turn).



Certain spells can be infused with more mana to make them more powerful or more difficult to resist. The infusion bar will appear on a spell that can be infused when the spell is cast. The more the spell is infused the more mana it costs, but the more effective it is. Information on the infusion's specific effect can be checked in the spell's info panel.



From the casting panel the caster can choose to cast the spell immediately or preserve it for later. You can only have eight spells preserved at a time. Once the spell is cast a valid target will often need to be selected. (Again, the Target section of the spell description will tell you what constitutes a valid target.)

Casting a spell on a unit is a two-step process. First you have to click on the army containing a unit, and then they have to click on the specific unit they want to enchant.

In order to cast a city enchantment, simply click on the target city.

There are also spells that can target a single world tile, a single plane, or an individual Sorcerer Lord.

Forge

You can use the forge to create custom magical artifacts you can use to equip your heroes. Adventurers using only their starting kits might feel underpowered, but properly equipped they can become true machines of destruction.



1 - Name: The item's name.

2 - Bonus: The bonus to be given to the item. On armor, rings, and miscellaneous this bonus applies to Armor Class. On weapons it applies both the Attack Bonus and Damage.

3 - Special Abilities: The special abilities to be given to the item.

4 - Item Type: Allows the player to select the type of item to be created.

5 - Item Sub-type: Allows the player to select the sub-type of item to be created.

6 - Item Material: Allows the player to select the material the item is made from. By default this is steel. Certain World Resources allow the player to use other materials.

7 - Summary: Provides a summary of the item to be created.

8 - Item Model: Allows the player to select the exact model of the item.

9 - Create Button: Click the create button to confirm the item's creation.

10 - Vault: This displays all the magical items in the player's possession, not currently equipped by any hero.

Armies



The armies menu allows you to quickly navigate through your armies and see specific information about each unit in every army. You can also check out and equip all your heroes.

1 - Armies List: This lists all your armies.

2 - Units List: This lists the units in the currently selected army. Clicking each unit will display information about that unit.

3 - Unit Type: Displays the type of the currently selected unit.

4 - Level: Displays the level and experience of the unit.

5 - Hit Points/Mana: Displays the current hit points and mana of the unit.

6 - Basic Combat Information: Displays the basic combat information for the unit.

- 7 - Member Count: Displays the number of members in the unit.
- 8 - Dismiss: Allows the player to disband the unit.
- 9 – Go To: Zooms the camera to the unit on the World Map.
- 10 - Stat Block: Displays the unit's stats.
- 11 - Upkeep Cost: Displays the upkeep cost of the unit in Gold, Mana, Food, and Negative Energy.
- 12 - Portrait Tab: Displays the unit's portrait and general information.
- 13 - Skills Tab: Displays the Unit Abilities of the unit.
- 14 - Attack/Defense: Displays advanced statistical information about the unit.
- 15 - Model: The model of the unit.
- 16 - Armies/Heroes Tab: Allows the player to switch the menu between armies and heroes.

Cities



The cities menu displays a list of all the cities currently in your empire. It offers you a host of information about each city and allows them to navigate to the city on the world map, open the city screen directly, and assign citizens to different tasks. It also allows the player to set the current tax rate.

1 - Tax Rate: Allows you to set the tax rate of your empire. The higher the taxes, the more gold each citizen pays to your coffers. However, taxes also generate Unrest.

2 - Faction: The race of the city's population.

3 - Name: The name of the city.

4 - General Information: Provides you with information on population (and population growth), what the city is producing, the estimated turns to completion, and the current unrest level of the city.

5 - Production Information: Provides you with information on how much Gold, Power, Food, Production, Research, and Negative Energy the city is generating per turn.

6 - Labor Assignment: Allows you to assign citizens to farming, production, or research. It also displays the numbers of rebels in the city.

7 - City Screen: Opens the city screen of the city.

8 – Go to: Centers the camera to the city on the World Map.

9 - Capital Icon: Shows which city is your capital.

Menu

Opens the menu. Allows you to save, load, and exit the game.

Notifications / End Turn



The end turn button not only allows the player to end the turn, but also prevents them from doing so until all critical orders have been issued. A player cannot end his/her turn until all armies have orders, all cities have built orders, and the player has selected a spell to research. If all these orders have been issued the player can end the turn. (These notifications can be turned off in the Options menu.)

City Screen



Cities are the true foundation of your empire. They house and produce citizens who, in turn, generate several types of production and pay taxes (with the exception of the Unhallowed). They train the units that will fill your armies and provide the gold and food (or negative energy in the case of the Unhallowed) to support them. Certain buildings also generate power or give the units you train in the city certain benefits. The more cities you have the more you can produce and support. Adding cities to your empire is the very core of increasing your strength.

1 - Race

The race of the citizens. A town only consists of a single race. Each race is unique: has access to different buildings and units, and can have other specific bonuses. Cities of races other than your capital's will have increased unrest due to inter-racial bickering.

2 - Town Militia

The list of basic units that will be automatically raised in case of an attack.

3 - Population

The current population of the city and its growth rate for the next turn. Each 1000 Population counts as a single Citizen, who needs food to eat and can be assigned to a profession.

4 - Name

The name of the city.

5 - Income Bar

Displays the total income of the player's empire.

6 - Build

Opens the Build panel, allowing you to select buildings to produce. Buildings give the cities that contain them certain benefits or unlock certain units or other buildings for the city. It is

important to continue to expand your cities by building new buildings as the game progresses.

7 – Recruit

Opens the Recruit panel allowing you to select units to produce.

8 - Current Buildings

Displays a list of the buildings already constructed in the city.

9 - Perks

This panel may display a number of game elements that affect the city positively or negatively, including events, spells and resources within the city's influence.

10 - Income

This displays the current income of the city. It includes: Gold, Power, Food, Production, Research, and Negative Energy.

11 - Citizens

This allows the player to reassign citizens to different tasks. These are:

- Farmers – each contributes 2 Food and 0.5 Production. Pays taxes normally.
- Craftsmen – each contributes 2 Production (3 in case of Dwarves and Myrodants). Pays taxes normally.
- Sages – each contributes 2 Research. Pays taxes normally.
- Rebels – they appear based on the city's unrest. They cannot be reassigned, contribute nothing and do not pay taxes. You can counter rebels by constructing specific buildings, casting spells and using units as garrison (2 units stationed in a town reduces unrest by 10%).

12 - Units

This displays the player managed garrison currently stationed in the city.

13 - Currently Producing

This displays what the city is currently producing. The tabs along the top allow the player to switch between current production and the production queue.

14 - Turns To Completion

This displays the number of turns until the current building or unit is finished.

15 - Purchase

Allows the player to complete the current building or unit in a single turn in exchange for Gold (or population in the case of the Unhallowed).

16 - Exit

Exits the city screen.

17 - City Display

Display of the city and its current buildings.

18 – Build/Recruit/Buildings Panel



1 – Scroll between pages.

2 – Moves the panel between city view and the right hand side.

3 – Changes between the panel's views: the detailed one (pictured above), and a simple list.

4 – Closes the panel.

5 – The building's (or unit's) miniature.

6 – Detailed info about the building.

- Construction cost. The amount of production needed to be spent to erect the building or recruit a unit.
- Upkeep cost. The fee you must pay on a per-turn basis to maintain the building or unit.
- Turns to build. How long will it take to build or recruit with the city's current Production.
- Scrap value. Amount of gold you will receive for demolishing the building, if it already is standing.
- Prerequisites. Buildings needed before the construction or recruitment can take place.

Interacting with World Features

Fallen temples filled with undead and gold, ancient cities buried and forgotten long ago, dark dank dungeons where evil forces hold heroes hostage: you will find all these things and many, many more within Worlds of Magic. Simply removing the fog of war from these world features isn't enough to truly explore them. You have to send your armies within them, clear out their guardians, and loot their treasures.



Simply left clicking on a world feature will bring up a summary panel (like the one above) that provides a good deal of information about the feature including what guardians and rewards it may contain. This will help you decide whether or not you have an army powerful enough to attempt to capture the feature.



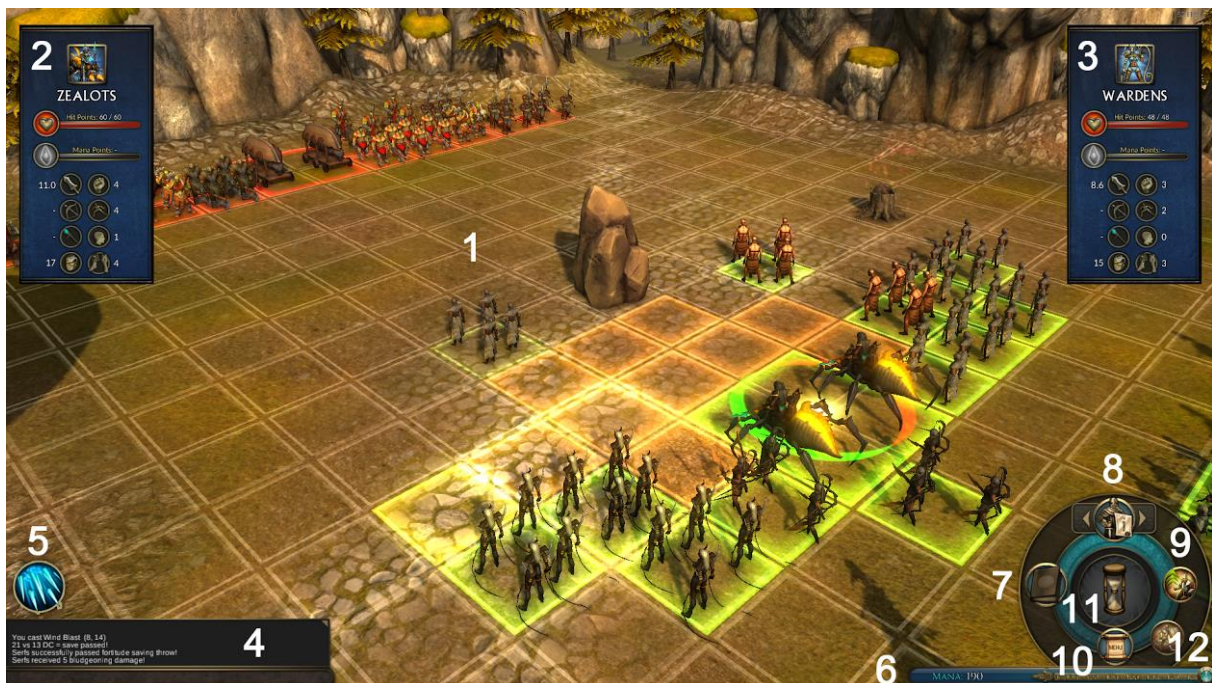
If you decide to attempt to capture a world feature simply move the army you want use on the world feature and then right click it. This will open the battle menu. The battle menu will allow you to manually fight out the battle on the tactical battle board, auto-resolve the battle, or retreat. It also provides you with an estimate of the battle's difficulty, a list of the enemy forces, and an option for automatically placing your troops should you decide to fight the battle manually.

Battle

It's only a matter of time before your scouts run into either armies of roaming creatures or enemy cities. In both cases you should access the enemy's strength before you decide to attack. In order to look at the units in an army or in a city simply left click the army or the city. To attack an army or city select the army with which you want to attack and then, much like attacking a world feature, left click the target army or city.

Your scouts may also encounter the forces or cities of enemy sorcerer lords. As you encounter enemy lords, they will be added to the diplomacy and reports panel on the main GUI. This will allow you to assess their strength and engage in diplomatic relations.

It is important to know when to face the enemy and when to fall back. Weakening roaming armies before they can reach your cities is a good idea, but so is saving your army's strength until an attack is imminent. It is one of the delicate points of balance in Worlds of Magic and it's a skill that takes time to perfect.



Camera Controls

Press and hold left mouse button to pan at the battlefield. Press and hold the right mouse button to rotate the camera. Scroll to zoom in and out.

Battlefield

- 1 - The Board: The board represents the valid points where units can be moved.
- 2 - Short Unit Panel: This displays a summary of the combat stats of a unit when the mouse cursor hovers over one.
- 3 - Selected Unit Panel: This displays a summary of the combat stats of the currently selected unit.
- 4 - Combat Log: The combat log displays information about attack and damage rolls, saving throws, spell results, etc.
- 5 – Combat Enchantments: Shows all spells that affect the whole battlefield.
- 6 – Mana Bar: Displays your current and maximum Mana that can be used in battle.
- 7 – Cast Spell: Opens the Spellbook, allowing you to select and cast a spell. You can only cast a single spell per turn.
- 8 - Unit Panel: Opens a more detailed unit information panel identical to the panel in the Armies Menu.
- 9 – Use Ability: Opens the Unit Spellbook, containing all the currently selected unit's active abilities and spells. Spells cast by units do not count for the one spell per turn restriction.
- 10 – Menu: Opens the Battle Board menu, allowing you to look at the controls.
- 11 - End Turn: Ends the current turn.
- 12 – Retreat: Makes the selected unit attempt to escape the battle.

Battle mechanics

Units can move the amount of tiles equal to the movement rate, similarly to the World Map.

Each unit can make a number of actions, depending on its abilities and skills. These actions are:

1. **Melee attack.** Can be used only on adjacent enemies. Attacking costs half the unit's movement points (it can attack twice if it didn't move). Both the attacker and defender strike at the same time (unless a specific ability, like First Strike, is present), and losses are calculated after all attacks.
2. **Thrown attack.** Can be used only on adjacent enemies. Thrown is automatically used in addition to any melee attack, but only when the unit is actually attacking, not defending. It is calculated before the melee phase, so any lost figures will not fight during it.
3. **Gaze attack.** Can be used only on adjacent enemies. Gaze is automatically used in addition to any melee attack, but only when the unit is actually attacking, not defending. Unlike all other attacks, it does not deal damage directly. Instead, it forces a Saving Throw (Will) for each figure in the attacked unit. Any figures that fail the save

are killed automatically. It is calculated before the melee phase, so any lost figures will not fight during it.

4. **Backstabbing.** A form of melee attack. A unit applies it automatically when an opponent disengages from contact (moves into a tile not adjacent to the unit) or uses a ranged attack or casts a spell when adjacent. A unit can only make a single backstabbing each turn.
5. **Ranged attack.** Can be used on any enemy on the battlefield. Attacking costs all the unit's movement points. The further the target, the lesser the chance to hit. Ammunition restricts the number of ranged attacks a unit can make in a single battle. Provokes backstabbing.
6. **Ranged Magical attack.** Almost identical to Ranged attack. However, it does not have any ranged penalties and uses 3 mana per attack, rather than any ammunition. Provokes backstabbing.
7. **Unit ability / Spell.** Some units can cast spells, similarly to a Sorcerer Lord, or use their own activated abilities. Units draw mana from their own mana pools, rather than the Lord's. Casting spells costs all the unit's movement points, while using abilities is free. Casting provokes backstabbing.
8. **Retreat.** Unit attempts to flee from the battle. Usable only on the back tiles of the battlefield. Escaping uses all the unit's movement points and has 50% chance of success.

Stats

Multi-figure units

Most normal (recruitable) units consist of not one, but several soldiers. Each soldier (*figure*) has his own attack(s) and health pool. For simplicity's sake, when such a unit is hit, damage is applied to a single figure first. When its HPs are depleted, the figure dies and the unit loses his attacks.

Hitting and damaging

Each attack (both melee and ranged) is applied the same way. First, it must hit, which means that a roll of d20 (20-sided die) with any added bonuses must be higher or equal than the defender's Armor Class (AC).

When the attack hits, damage is calculated based on the unit's damage output.

Damage Resistances and Vulnerabilities

Some units have innate resistance or susceptibility to specific damage types. For example, Skeletal Archers are Resistant to Piercing damage, but Vulnerable to Bludgeoning.

Resistance is an integer that is reduced from the damage dealt by the attacker. For example, a unit would be normally dealt 15 damage, but thanks to its resistance 5, it only receives 10 damage instead.

Vulnerability is percentage-based, which means the damage received is multiplied. For example, a unit would be normally dealt 10 damage, but due to its vulnerability 50%, it receives 15 damage instead.

Immunity means the unit will not receive any damage from the specified source at all.

Saving Throws

Most spells targeted at enemies can be fully resisted or at least have their effects reduced by making a successful saving throw. The formula for saving throws looks like this:

d20 roll plus the unit's Saving Throw needs to be equal or higher the spell's Difficulty Class (DC).

Battle summary



Once the battle is over, you will be presented with a battle summary. It will show you how much experience your forces received (provided they survived), an overview of your troops hit points and current experience, the enemy units you defeated, and list all the rewards you received.

Certain world features can also be held after they've been captured in order to receive certain turn by turn benefits. A list of the world features, as well as what they may contain and how they can be used, can be found later in this manual.

Important issues

Unrest

Unrest is a measure of discontent populace in your cities. It is the percentage amount of citizens of your towns turned to Rebels. Rebels do not work (cannot be assigned as Farmers or Craftsmen) and do not pay any taxes.

There are three main causes of unrest:

Taxes. Bigger tax rate can potentially bring more money to your coffers, but it will always increase unrest. Exact values are shown in the Appendix.

Races. Having multiple races within your empire may expand your capabilities and make your forces, but almost certainly will have some effect on population's happiness. The amount of unrest generated is based on your capital's race. Exact values are shown in the Appendix.

Events and Spells. Some events and spells (mostly negative ones) can increase unrest of a single town or within a whole empire.

You can also counter unrest in several ways:

Buildings. Every race has buildings, such as Shrine, which reduce Unrest.

Garrison. Every two units stationed in a town reduce Unrest by 10%.

Spells. There are several beneficial spells that help deal with Unrest. Some positive events also help, but they are random.

Settling cities

Founding new cities is one of the cornerstones of expanding your empire. The first thing you must do is find a suitable site for a new city. You do this by exploring and then using the surveyor tool to determine how suitable a location is for a new city of your chosen faction.

Once you've selected a location you must train a settler unit that is capable of founding a new city. The settler unit for each race has a different name, but they are all essentially the same. It is important to note that training a settler unit removes a thousand citizens from the city that built it. Continuing to build settlers from the same city will continue to reduce its citizens and therefore its ability to train new units quickly.

After you have trained your settler unit you must send it to the world tile where you want to found a new city. It is often (if not always) a good idea to send an army to escort the settler unit. Losing them is always costly. Once your settler is in position simply select the army it is in, click the settler unit, and click the found city button that will appear below the selected army panel.

After the city has been founded it works like any other city. It starts with a thousand population and no buildings. It is a very good idea to leave an army in place until the city has grown enough to have an automatic garrison.

Capturing Nodes

Nodes are a special type of world feature. They are points where one plane of existence touches another. Power flows through these points and those with the skill can even use them to travel from one plane to another. Capturing a node to make use of its power is a simple matter conceptually, however, in practice it can be more difficult.

The first step in capturing a node is to overcome its guardians. The more powerful a node the more powerful the creatures that guard it.

When attacking a node it is crucial to keep in mind that the node may cancel out any spells from any circle of magic outside the node's power. For instance any non-fire spells are likely to fail if cast on the battlefield with a fire node. An added difficulty is that the guardians of a node are likely to be resistant to the power of that node. So, fire nodes are often guarded by hell hounds that are resistant to fire damage. However, it is possible for a sorcerer lord's spellcraft skill can overcome the power of a node if it is high enough.

Once the node is captured a siphon must be constructed in order to harvest the node's power. Each race has at least one spellcasting unit capable of building a siphon. In order to build a siphon simply move an army containing a capable unit onto the node, select the spellcasting unit, and click the build siphon button that appear below the selected army panel.

Power gained from a siphoned node can be used to generate mana, perform research, or increase your spellcraft skill. It is an essential resource and wise sorcerer lords will seek out every possible source and make it their own.

Corruption & Purification

There is an eternal conflict between the living races and the undead. One of the manifestations of this conflict is corruption and purification.

Corruption is the process of filling an area with negative energy until the normal life forces within are so twisted that they begin generate negative energy. The Unhallowed can harvest and feed off this energy to prolong their unnatural existence. At the beginning of a new game the entire shadow plane is corrupted, along with any world tiles within the area of influence of any unhallowed city. No other tiles are corrupted, however. New unhallowed cities can only be founded on corrupted world tiles and living races can make no use of corrupted tiles whatsoever. So, corrupting world tiles is an important part of unhallowed strategy. Unhallowed units with the corrupt unit ability can be used to corrupt world tiles.

Purification is the process of filling an area with positive energy until the normal life forces within are restored. Only corrupted world tiles can be purified. Once purified, only the living races can make use of them. As such purification is a critical part of defeating the unhallowed. Any unit with the Purify ability can purify world tiles.

Heroes & Champions

Heroes are one of the best unit types in Worlds of Magic. They come in two varieties: Heroes and Champions. In most ways they are identical, but champions start at a higher level and can attain a higher maximum level than heroes. A sorcerer lord can only have a limited number of heroes in their employ at any given time, so it's important to hire the

heroes you really want, not just the first ones to offer you their services. As your fame increase you will get offers of service from more powerful heroes and champions. And, if you feel you need more heroes in your military, you can always seek them out at Inns you find spread across the planes.

Banishment

The town containing a Sorcerer Lord's tower is his capital, the most valuable, indispensable site. When a capital is conquered, the wizard is banished from the world. Though it does not mean immediate defeat, it does hamper his progress a lot. A banished Sorcerer Lord does not generate any Power and cannot cast any standard spells, be it on the World Map or during battle. However, he automatically starts casting the Spell of Return, which, upon completion, restores his tower in one of his remaining towns. The spell costs a lofty 1000 mana. Be wary, as you instantly lose the game if you have no mana when banished!

Victory & Defeat

There are two basic ways to win (or lose) a game in Worlds of Magic.

Exterminate, Exterminate

The most straightforward and absolute way to achieve victory is to banish all your opponents to the abyss and capture or destroy all their cities. If you are the only sorcerer lord left standing you are clearly the victor.

The Spell of Domination

You can defeat your enemies like a true sorcerer lord and overcome them with magic. The Spell of Domination will bend all other sorcerer lords to your will. The first sorcerer lord to research and cast the spell wins the game. Be wary, as any Sorcerer Lord who starts to cast this spell will be automatically attacked by all of his rivals!

Appendix

Positive Disciplines

Positive disciplines cost points during sorcerer lord creation. They have a definite positive effect.

Alchemist - An Alchemist can freely turn mana crystals into gold, and vice versa.

Archmage – An Archmage starts with a Spellcraft of 30 (rather than 20) and gets a 50% to all power spent on casting skill.

Artificer - The Artificer crafts magical items using 25% less mana.

Battlecaster - A Battlecaster receives a reduced distance penalty during combat.

Cartographer - A Cartographer begins the game with a map of the starting plane.

Channeler - A Channeler receives a small reduction in the casting cost of all spells.

Circle Mastery - Circle Mastery gives a Sorcerer Lord complete mastery over a single spell circle.

Enchanter - An Enchanter casts and researches unit, city, and global enchantment spells 20% cheaper.

Enlightened - The units of an Enlightened Sorcerer Lord get 25% more experience per battle.

Expansionist - An Expansionist can produce settlers 50% cheaper.

Gate Master - A Gate Master can use elemental nodes as gateways into the node's parent plane.

Geologist - A Geologist receives a higher production bonus from mineral ores than other Sorcerer Lords.

Healer - The units of a Healer receive a 20% bonus to their natural healing each turn.

Lucky - A Sorcerer Lord who is Lucky is more often aided than hindered by random events.

Mystic - A Mystic generates Power with population per turn.

Mentor - A Mentor begins the game with a hero.

Merchant - A Merchant receives a gold bonus based on his/her empire's current population.

Necromancer - A lord with the Necromancer discipline may raise units killed in combat as zombies after the battle.

Omniscient - An Omniscient Sorcerer Lord can see all planes of existence at all times.

Pillager - A Pillager receives double the gold from razing cities.

Pious - Pious Sorcerer Lords receive 100% more Power from religious buildings.

Planar Cartographer - A Planar Cartographer begins the game with a map of the entire universe.

Sage - A Sorcerer Lord with the Sage trait gains more research for Power spent toward researching new spells.

Summoner - A Summoner researches and casts summoning spells 20% cheaper.

Warlord - The units of a Warlord can attain a higher level than those of other Sorcerer Lords.

Negative Disciplines

Negative disciplines grant additional points during sorcerer creation. They have a definite negative effect.

Ascetic - An Ascetic Sorcerer Lord can only stockpile a very small amount of resources.

Butcher - A Butcher has 100% more population loss from conquered cities.

Heretic - A Heretic receives less Power from shrines, temples, etc.

Opulent - An Opulent Sorcerer Lord receives a penalty to food, production, gold, and negative energy.

Prude – All cities of Prude Sorcerer Lord receive 50% penalty to population growth

Tyrant - A Tyrant suffers increases unrest in all cities with the exception of his capital.

Spell Circles

Spell circles represent the various types, or schools, of magic. The circles are broken into two primary categories: those containing spells that related to a single mystical element and those containing spells with similar magical effects. All spells tier one through eight are sorted into one elemental and one effect circle. All tier nine spells are associated with only one circle.

The more a player invests in a particular circle, the larger the pool of potential spells from that circle becomes. Additionally, sorcerer lords gain a larger number of spells to research, access to more powerful spells, and a reduced casting cost for spells that fall into that circle. The spell circles are distinct but not completely independent. Having knowledge of elemental and effect circles combine so that knowledge of Fire and knowledge of Destruction can be used together to access more powerful spells that are *both* Fire and Destruction. Thus, each Sorcerer Lord must balance the strengths of focusing on a single circle of magic against the unique advantages of diversity.

Life

Spells in the Life Circle draw on the power of positive energy. They allow the caster to commune with holy creatures and summon the powers of light to drive back the servants of darkness. To the living, the spells of life offer healing, protection and succor. To the creatures of Death, they offer final peace. Some spells offer visions of truth; others allow the caster to draw on the powers of creation. The most powerful spells in the circle can even restore life to those who have died.

Death

Spells in the Death Circle draw on the power of negative energy. They are the manifestation of the powers of darkness. Sorcerer Lords versed in the circle of death can summon unholy beings and force them to their will. Spells of death may consume the living energies of others or cause them to decay. They can deceive, inspire fear, or induce madness. They can also destroy living beings and bring them back from the grave in a state of eternal undeath. Many spells that draw on the power of negative energy have the power to heal the undead as well as slay the living.

Air

Spells in the Air Circle draw on the elemental energies of Air. Their powers offer freedom of movement and the breaking of bonds. They can increase the speed and agility of their targets or even grant them the gift of flight. Those with knowledge of this circle can cause devastation with the forces of wind and lightning and call on the aid of beings of pure elemental energy.

Earth

Spells in the Earth Circle draw on the elemental energies of Earth. They can grant the ability to resist damage or the ability to simply endure it. Sorcerer Lords who command Earth's power can increase the physical strength of their followers and lash out at their enemies with powerful earthquakes. They can also change the face of the landscape, shaping it to their will, raising hills, lowering mountains, or turning iron into gold.

Fire

Spells in the Fire Circle draw on the elemental energies of Fire. The power of chaos gives birth to explosive flames that consume the body or uncontrolled thoughts that confuse

the mind. Burning passion can fill targets with an unquenchable rage. Spells in the Fire Circle often consume and destroy leaving only ash and dust in their wake. However, they can also call upon powerful allies. Many masters of Fire are served by living flames or terrible demons.

Water

Spells in the Water Circle draw on the elemental energies of Water. They offer those that wield them the powers of adaptation and movement. They can allow targets to pass through difficult terrain quickly or change them to excel in various situations. Spells in the Water Circle can also present enemies with seemingly real visions or lash out at them with devastating cold. Some versed in these powers can also gain glimpses into the ever changing future.

Augmentation

Spells in the Augmentation Circle grant its targets new powers or enhance those they already possess. The effects can range from hardening the target's skin to granting them the gift of flight. Spells in this circle can increase speed, combat ability, or even raw intelligence or charisma. They have the power to improve almost any aspect of the individual, both physical and mental.

Biomancy

Biomancy draws on the power of both Positive and Negative energies to affect things in the physical world. Spells in the circle can both heal the living and bring the dead back from the grave as mindless servants. They can use negative energy to destroy creatures of life or bolster the creatures of death and they can use positive energy to the opposite effect. Although this power over both positive and negative energies gives the circle a great range of effects it does have its limitations. Biomancy can't bring the dead back to life in their normal state, nor can it summon up the spirits of the dead to fight on the battle field. Although Biomancy is unquestionably powerful, it is not "all powerful."

Destruction

The powers of destruction: consuming flames, blazing lightning, the earth torn asunder, and shards of flying ice. All these are at the command of those who have knowledge of the Destruction Circle. Spells in this circle have a narrow goal, but offer a wide range of effects. Destroy the bodies of your enemies with waves of acid or arrows of pure energy. Lash out against cities tearing their walls apart and leveling their buildings. Attack the earth itself and leave only dust and ash in your wake. The Destruction Circle places all these powers within a sorcerer lord's reach.

Mentalism

Dominate the mind of your adversaries. Make them believe that you are their truest friend and ally. Force their armies to engage legions of illusionary soldiers. Drive them mad with terror or so confuse their minds that they lash out at friend and foe alike. The Mentalism Circle puts all these powers at your command. Their effects are not limited to your enemies, however. Give your people peace of mind, fill your soldiers with such confidence that they can almost perform the impossible, or protect them from others that would seek to control them. It has been said that "Perception is reality". Lords of Mentalism shape perception, and therefore reality, to their will.

Protection

Assaults come in an almost limitless number of forms. The body can be attacked both physically and magically. The mind can succumb to terror or madness. The servants of a

Sorcerer Lord face damage, dismemberment, and destruction from fire, ice, poison, disease, illusion, demons, giants, and much, much more. Fortunately, the spells of the Protection Circle allow a Sorcerer Lord to lessen or even completely remove these threats. Make your warriors resistant to fire, shield their minds from fear or control, or even stave off the effects of death itself. Spells of protection can shield your cities from detrimental magic or even prevent unfortunate future events. It has often been said that “A good offense is the best defense.” However, masters of the Protection Circle prove that the men left standing at the end of a battle are the victors.

Summoning

Call upon allies from the forces of nature, enslave demons and devils, pull elementals from the planes of existence, and gather champions from paradise to serve your cause. Masters of the Summoning Circle can do all these things. They swell their ranks both with units trained within their empire and with those called into service by powerful spells. These creatures can be forced to serve for a single battle or for eternity depending on the will and power of their master.

Artifact Powers

Every Sorcerer Lord can craft powerful magical items. The list of powers that can be bestowed on those items is determined by the disciplines and Spell Circles chosen during the character creation process (or acquired by the discovery of certain items in world features such as Keeps and Nodes). These powers range from granting a simple bonus to armor class to giving the hero using the item the gift of flight. Items can also be made out of special materials that can be acquired by cities built near the appropriate world resources. Each item has a cost determined by the number and strengths of the enchantments cast on it. This cost is paid in mana over a number of turns determined by crafter’s spellcraft skill.

Attack Bonus

Certain items can give the wielder a +1 to +5 attack bonus. This makes the wielder’s attacks more likely to succeed.

Defense Bonus

Certain items can give the wielder a +1 to +5 armor class bonus. This makes the wielder more difficult to hit.

Acidic

Bonus Equivalent: +1

Prerequisite: Earth, Destruction Tier 1

Applicable Items: Weapons

An acidic weapon does an additional 1D6 acid damage.

Acid Resistance

Bonus Equivalent: +2

Prerequisite: Earth, Protection Tier 2

Applicable Items: Shields, Armor, Rings

Acid Resistance absorbs the first 10 points of acid damage the wearer takes from each attack.

Acid Immunity

Bonus Equivalent: +3

Prerequisite: Earth, Protection Tier 3

Applicable Items: Shields, Armor, Rings

Acid Immunity makes the wearer completely immune to acid.

Cold Resistance

Bonus Equivalent: +2

Prerequisite: Water, Protection Tier 2

Applicable Items: Shields, Armor, Rings

Cold Resistance absorbs the first 10 points of cold damage the wearer takes from each attack.

Cold Immunity

Bonus Equivalent: +3

Prerequisite: Water, Protection Tier 3

Applicable Items: Shields, Armor, Rings

Cold Immunity makes the wearer completely immune to cold.

Electrical Resistance

Bonus Equivalent: +2

Prerequisite: Air, Protection Tier 2

Applicable Items: Shields, Armor, Rings

Electrical Resistance absorbs the first 10 points of electrical damage the wearer takes from each attack.

Electrical Immunity

Bonus Equivalent: +3

Prerequisite: Earth, Protection Tier 3

Applicable Items: Shields, Armor, Rings

Electrical Immunity makes the wearer completely immune to electricity.

Ethereal

Bonus Equivalent: +5

Prerequisite: Air, Augmentation Tier 5

Applicable Items: Armor, Jewelry

An Ethereal item gives the wearers the ethereal unit ability. This makes them difficult to hit with normal weapons and makes whatever weapons they wield ignore armor.

Fire Resistance

Bonus Equivalent: +2

Prerequisite: Fire, Protection Tier 2

Applicable Items: Shields, Armor, Rings

Fire Resistance absorbs the first 10 points of fire damage the wearer takes from each attack.

Fire Immunity

Bonus Equivalent: +3

Prerequisite: Fire, Protection Tier 3

Applicable Items: Shields, Armor, Rings

Fire Immunity makes the wearer completely immune to fire.

Flaming

Bonus Equivalent: +1

Prerequisite: Fire, Destruction Tier 1

Applicable Items: Weapons

A flaming weapon does an additional 1D6 fire damage.

Flight

Bonus Equivalent: +5

Prerequisite: Air, Augmentation Tier 5

Applicable Items: Armor, Jewelry
Flight gives the bearer the ability to fly.

Fortification

Bonus Equivalent: +5
Prerequisite: Earth, Protection Tier 5
Applicable Items: Armor
Armor of Fortification makes the wearer completely immune to critical hits.

Freezing

Bonus Equivalent: +1
Prerequisite: Water, Destruction Tier 1
Applicable Items: Weapons
A freezing weapon does an additional 1D6 cold damage.

Ghost Touch

Bonus Equivalent: +4
Prerequisite: Air, Augmentation Tier 4
Applicable Items: Weapons
A weapon of ghost touch ignores armor.

Holy

Bonus Equivalent: +2
Prerequisite: Life, Biomancy Tier 2
Applicable Items: Weapons
A holy weapon does an additional 2D6 positive energy damage. (This will not affect normal living targets.)

Invisibility

Bonus Equivalent: +3
Prerequisite: Air, Mentalism Tier 3
Applicable Items: Jewelry
Invisibility gives the wearer the invisibility unit ability.

Invulnerability

Bonus Equivalent: +5
Prerequisite: Earth, Protection Tier 5
Applicable Items: Armor
Invulnerability gives the wearer damage reduction 10/-.

Keen

Bonus Equivalent: +1
Prerequisite: Earth, Destruction Tier 1
Applicable Items: Weapons
A Keen weapon has a magically razor sharp edge. As a result the weapon's critical threat range is doubled.

Life Drain

Bonus Equivalent: +4
Prerequisite: Death, Biomancy Tier 4
Applicable Items: Weapons
A life drain weapon does extra damage to living units. The extra damage done heals the attacking unit. Target units can resist the extra damage with a successful saving throw and units that are immune to death magic are immune.

Planar Travel

Bonus Equivalent: +5

Prerequisite: Summoning Tier 5

Applicable Items: Shields, Armor, Rings

Planar Travel allows the wearer to travel between the planes without using a Gateway.

Poisonous

Bonus Equivalent: +1

Prerequisite: Earth, Biomancy Tier 1

Applicable Items: Weapons

A poisonous weapon does an additional 2D6 poison damage spread over two turns (1D6 per turn) after a successful attack is made.

Regeneration

Bonus Equivalent: +5

Prerequisite: Earth, Biomancy Tier 5

Applicable Items: Jewelry

An item of regeneration causes the wearer to regain ten hit points each round up to his/her maximum. It also heals the unit completely after each battle.

Shocking

Bonus Equivalent: +1

Prerequisite: Air, Destruction Tier 1

Applicable Items: Weapons

A shocking weapon does an additional 1D6 electrical damage.

Speed

Bonus Equivalent: +3

Prerequisite: Fire, Augmentation Tier 3

Applicable Items: Weapons

A weapon of speed gives a unit more movement points allowing it to move farther or make additional attacks.

Spell Resistance

Bonus Equivalent: +5

Prerequisite: Earth, Protection Tier 5

Applicable Items: Armor, Jewelry

Spell Resistance gives the wearer the supernatural ability to resist spells.

True Sight

Bonus Equivalent: +3

Prerequisite: Life, Mentalism Tier 3

Applicable Items: Jewelry

An item of true seeing makes the wearer immune to invisibility and illusions.

Unholy

Bonus Equivalent: +2

Prerequisite: Death, Biomancy Tier 2

Applicable Items: Weapons

An unholy weapon does an additional 2D6 negative energy damage. (This will not affect undead targets.)

Wounding

Bonus Equivalent: +2

Prerequisite: Death, Destruction Tier 2

Applicable Items: Weapons

A wounding weapon temporarily (for the duration of the battle) reduces a target's maximum hit points by four with every successful attack.

Factions

There are a number of different factions (or races) to choose from in Worlds of Magic. Each of these factions feels distinct and flavorful. They all have unique military units and their own selection of city buildings. Each also has unique bonuses and abilities ranging from basic increases in production or research to more extreme examples like the Unhallowed who don't produce food or pay taxes and have no morale. All of this gives each race has a unique style of play.

Races Comparison

Race	Population
High Men	Farmers: 2 Food and 0.5 Production Craftsmen: 2 Production Sages: 2 Research
Grey Elves	Farmers: 2 Food, 0.5 Production, 0.5 Power Craftsmen: 2 Production, 0.5 Power Sages: 2 Research, 0.5 Power
Unhallowed	Gatherers: 2.5 Negative Energy, 0.5 Production Craftsmen: 2.5 Production Sages: 2 Research
Draconians	Farmers: 2 Food, 0.5 Production, 0.5 Power Craftsmen: 2 Production, 0.5 Power Sages: 2 Research, 0.5 Power
Orcs	Farmers: 2 Food and 0.5 Production Craftsmen: 2 Production Sages: 2 Research
Dwarves	Farmers: 2 Food and 0.5 Production Craftsmen: 3 Production Sages: 2 Research
Insectoids	Farmers: 2 Food and 0.5 Production Craftsmen: 3 Production Sages: 2 Research
Dark Elves	Farmers: 2 Food, 0.5 Production, 1 Power Craftsmen: 2 Production, 1 Power Sages: 2 Research, 1 Power

Tax Rates, Income, & Unrest

Tax Rate	Gold Per 1K Population	Unrest
0%	0.0	-12.5%
10%	0.5	0.0%
20%	1.0	12.5%
30%	1.5	25.0%
40%	2.0	37.5%
50%	2.5	50.0%
60%	3.0	62.5%
70%	3.5	75.0%
80%	4.0	87.5%
90%	4.5	100.0%
100%	1.0	112.5%

Interracial unrest

	High Men	Grey Elves	Draconians	Orcs	Dwarves	Dark Elves	Insectoids
High Men	-	-	10%	10%	-	20%	20%
Grey Elves	-	-	10%	20%	20%	40%	20%
Draconians	10%	10%	-	10%	10%	20%	20%
Orcs	10%	20%	10%	-	30%	10%	20%
Dwarves	-	20%	10%	30%	-	30%	20%
Dark Elves	20%	40%	20%			-	20%
Insectoids	20%	20%	20%	20%	20%	20%	-10%

Unit Abilities

Each unit in Worlds of Magic may have a number of unit abilities. Effects can range from increasing the unit's movement speed across certain terrain types to allowing them to make a breath attack in combat.

Units in Worlds of Magic can have two types of skills:

Abilities - these can be skills that require activation (and can consume mana), like summoning or turning undead, or passives affecting others (like additional attacks, poison, auras).

Perks - these are passives that only affect the unit itself. For example, immunities, resistances, regeneration.

Abilities

Armsmaster - Gives every unit in the army it is a member of a small amount of experience each turn.

Aura of Heroism - Give all allies a bonus to armor class, attack bonus, damage, and saving throws.

Bleeding Attack - Causes bleeding with a successful melee attack, which does damage over time.

Bolster Undead - Units that Bolster Undead give bonuses to nearby undead units.

Build Road - A unit with Build Road can build a road on an appropriate world tile.

Build Siphon - A unit with Build Siphon can build a siphon to harvest the power of a node.

Caster - Allows the unit to cast a limited number of spells on the battlefield.

Charge - Allows the unit to move and attack, doing more damage and dealing damage before a counter-attack.

Charm - Units with Charm can attempt to charm an enemy unit once per battle.

Clear Mind - Unit is immune to all mind-affecting spells and effects.

Corrupt - Units with Corrupt are able to corrupt world tiles.

Create Undead - May raise slain enemies as undead.

Cursing Touch - Curses any unit it successfully hits with a touch attack.

Death Gaze - Makes a gaze attack which may kill enemies outright.

Drain Life - Does extra damage to enemies that heals the unit.

Fear - intimidates nearby enemies.

First Strike - Units with First Strike apply damage to any target they attack before the target is allowed to counter-attack.

Flying - Allows the unit to fly.

Found City - The unit can found a new city.

Forester - Treats forests as if they were plains for the purposes of movement.

Greater Rage - Unit can temporarily increase the unit's attack and damage while lowering its armor class.

Greater Spell Penetration - Makes a unit's spells more difficult to resist.

Healing - Is able to heal itself or nearby allies.

Illusionary - Units attacks ignore armor and they are more difficult to damage with normal weapons.

Improved Turning - Allows a unit to Turn as if it were one level higher than it is.

Indomitable Will - Unit receives a +4 bonus on will saving throws.

Invisibility - An invisible unit can't be targeted by ranged attacks or by units without Blind Fighting or Invisibility Immunity.

Looting - Unit sacks conquered cities more efficiently.

Merging - Unit is able to meld into stone allowing it to move across the entire battlefield.

Mighty Rage - Unit can temporarily increase the unit's attack and damage while lowering its armor class.

Mountaineering - Treats mountains as if they were plains for the purposes of movement.

Negate First Strike - The unit is able to negate both the First Strike and Charge abilities.

Pathfinding - Treats all terrains as if they were roads for the purposes of movement.

Plane Shift - Unit can travel from one plane to another at will.

Point Blank Shot - Unit has a +1 bonus to attack and damage rolls with ranged attacks against target's within 30 feet of the unit.

Purify - Unit is able to cleanse corrupted world tiles.

Rage - Unit can temporarily increase the unit's attack and damage while lowering its armor class.

Raiding - Unit is able to plunder cities turn by turn.

Rapid Shot - Unit has one extra ranged attack roll per attack.

Reach Weapons - Units with reach weapons can initiate melee attacks against flying units.

Regeneration - Unit regains hit points each round up to its maximum.

Sage - Gives two research points to the Sorcerer Lord he/she serves each turn.
Siege Engine - Can break down city walls.
Sneak - Can remain unseen (invisible) until it attacks or is detected.
Sneak Attack - Deals extra damage if the target is unable to see them.
Spell Penetration - The unit's spells are more difficult to resist.
Stoning Gaze - Unit makes a gaze attack that can turn enemies to stone.
Stoning Touch - Unit makes a touch attack that can turn enemies to stone.
Summoner - Can call allies from the planes to aid it in battle.
Teleporting - Can teleport, allowing it to move across the entire battlefield.
Thrown Weapons - Unit has a limited number of weapons it can throw before it makes a melee attack.
Toughness - The unit has more hit points than normal.
Venomous - Poison targets with a successful melee attack.
Wall Climbing - Can climb over city walls.
Wall Crusher - Can make attacks directly against city walls.
Water Walking - Allows a unit to move across water tiles.
Wind Walking - Can fly on the strategic map (taking allies with them).
Web - Can entangle targets in a web.

Perks

Acid Immunity - Unit is completely immune to acid damage.
Acid Resistance - Unit can resist a certain amount of acid damage per attack.
Acid Vulnerability - Unit takes extra damage from acid.
Aura of Resolve - The unit is immune to charm spells and effects.
Charm Immunity - Unit cannot be charmed.
Cold Immunity - Unit is completely immune to cold damage.
Cold Resistance - Unit can resist a certain amount of cold damage per attack.
Cold Vulnerability - Unit takes extra damage from cold.
Construct - Unit is immune to poison, mind-effects, Negative Energy, Positive Energy, critical hits, and gaze attacks.
Damage Resistance - Unit can resist a certain amount of damage per attack.
Death Ward - Unit is completely immune to death magic and effects.
Divine Grace - Unit adds its Charisma bonus to its saving throws.
Electrical Immunity - Unit is completely immune to electrical damage.
Electrical Resistance - Unit can resist a certain amount of electrical damage per attack.
Electrical Vulnerability - Unit takes extra damage from electricity.
Elemental - Unit is immune to critical hits and sneak attacks and receives no damage from its own element.
Ethereal - Units' attacks work as touch attacks (ignore armor) and they are resistant to mundane attacks.
Evasion - Unit is more capable of avoiding attacks.
Far Shot - Allows a unit to shoot farther than normal.
Fast Movement - Unit has a higher base movement speed than normal units of its size.
Fire Immunity - Unit is completely immune to fire damage.
Fire Resistance - Unit can resist a certain amount of fire damage per attack.
Fire Vulnerability - Unit takes extra damage from fire.
Illusion Immunity - Unit is completely immune to illusions.
Improved Evasion - Unit is more capable of avoiding attacks.
Levitate - Unit isn't affected by different terrain movement costs.
Missile Immunity - Unit is completely immune to normal missile weapons.
Poison - Unit may poison enemies doing additional damage over time.
Poison Immunity - Unit is completely immune to poison.
Spell Resistance - Unit has a natural resistance to spells.

Stoning Immunity - Unit cannot be turned to stone.

Undead - Unit is immune to poison, psychological effects, critical hits, and sneak attacks.

Vulnerability - Unit takes extra damage from certain damage types.

Weapon Resistance - Unit can resist a certain amount of damage per attack.

Credits

Wastelands Interactive

CEO/ Producer

Leszek Lisowski

Lead Designer

Aaron Ethridge

Lead Programmer

Dariusz Malec

Programmers

Adam "Rivva" Przybylski

Arkadiusz Antonik

Bartłomiej "Ret" Sieczka

Sebastian "Beo" Kopka

Lead 3D Artist

Marcin "Kar" Cecot

3D Artists

Anna Bartniak

Kamil "Sziler" Szreter

Maciej Białek

Michał "Psuja" Jeruzal

Additional 3D Work

Code Horizon

Designer

Mateusz Jan Dominik "Nehan"

Midura

Lead Animator

Radosław "Dziura55" Grzegorzczak

Additional Animation

Marcin Dąbrowski

Lead 2D Artists

Magdalena Lara

Michał Timoszyk

Tomasz Beżowski

Music

Zofia Domaradzka

Sound Designer

Daniel Kleczyński

"Master of the World" song by

Alpha K2

Tester

Damian "Nuttcracker" Pawlak

Interns

Maciej Palmowski

Paweł Szkudlarek

Business Development

Łukasz Dębski

Special Thanks

Robert "Ninja" Łukaszewski

Sławek "Radathor" Opałka

Public Relations

Agnieszka Szóstak

Translators

Clan Dlan (Spanish)

Danila Naumov (Russian)

Dirk Wienkotte (German)

Harris Efraimc (Greek)

Tomasz Myśko (Polish)

Backers

Zwoliński
ZuZuBe
Zur700
Zuccatti
Zroc
Zorzella
Zorblag
Zoltán Kolozsi
Zoeller
Zilvinas
Zhuu Ming Ang
Zhe Zhou
Zganjer
Zenophran
Zeiler Oliver
Zazzarim
Zaxth - Wereshoop of Sin
Zarkonnen
Zanerisom
Zaltys
Zakrzewski
Zak Strassberg
Zak Collins
Zack Johnson
Zachary Dearing
Zach Kappesser
Zach Inglis
ZacAbraham
Zac Barnes
Yves
Yuri Kalinin
Ysengrin
Young
YouLiekThait
Yossi Tamari
Yoshi Creelman
Yftach Tall
Yeshnil Jainarain
Yehuda Kossowsky
Yaroslav Shevchenko
Yannick
Yani Dubin
Yacob
xyp0loxx
XTBoris
xlennaour
Xhemesiis
Xenophon
Xeno
Xavier Riesco
Xav'
XaneHS
Wysocki
WyldeRhide
Wyatt Zastrow
Wright
wraithstalker
WormwoodStudios
woolenthreads
Woodwork
woodpieces
Wong
Wolstenholme
Wolfing
Neil Wager
Neil Thompson
Neil Priewe
Neil Herzog
Neil Cameron
Neeraj Teeluck
Necrosis Thanatos
Necromund
Nebabon
ndkid
Nathan Ward
Nathan Swetye
Nathan Sanzone-Mcdowell
Nathan Richardson
Nathan Harmon
Nathan Buschau
Nathan
Nathan
Nate Reiter
Nate Miller
Nat Schwartz
narenek
Nalewajk
Nadav Abramovitz
Nabil Freij
N/A
Myk Taylor
MWooddy
Muttala
Murphy
Murphy
MumbaUmba
MrDerr
MrBabai
Mowry
Morten Monrad Pedersen
Morten Kjærgaard Tellefsen
Morten Brudvik
Morris Nye
Morrindir
Morktall
Moritz Mielke
Moris Borgar Rubeksson
Morgan
Mops
moorkh
Mondy
moloch
Molnar
Mohaana Werescavy of Sin | CCOO
Mochnant
mllange
Mitchell Wulfman
Mitch Kapa
Miroslaw Aleksander Miernik
Minoru Uchikawa
Minke
MindALot
Millard
Miles Matton
Mikko Saksa
Mikkel Schou
Mikhail Nikitin
Mikhail Krasnov
GoodKnight
goodgimp
GonzoGonzales
GonzoGonzales
goldenwyrn
gmusson
Glonk
GlindaB
Glenn Pluy
Glenn Nelsen
Glenn Drover
Glaring Mistake
Glabrezu
Gixian
Giovanni Moscatelli
Giordano Bruno Contestabile
Ginter
Gilles
Gilbert
Gibson
GiantenemyCrab of the Obsidian Order
Giacomo Russo
Ghii Zhar
Gero Elerd
Gerd Kochem
Gerald Koll
Georgy A. Kolotov
georgi_minigulov
George Richardson
George Panopoulos
George Humplik
George Fedor
George Edward Purdy
Geoffrey Ford
Geoffrey Catto
Geo Luke
Gene Rozen
Gehn Willowglade
geggakloss
Geert Pante
Gazz
Gawain The Blind
Gavriloiu Sarghi
Gavrilo Ilijev
Gavin Palfreyman
Gavin Craig
Gavin Chen
Gavin Burton
Gavan Lim-Joon
Gauthier Descamps
Gatt
Gary Riley, Tormented Grand Cipher of ∞
Gary Davis
Gary Ahouse
Garulfo
Garret
Garroof
garkham
Gareth Morris
Gareth McSorley
Gareth Kneller
Gareth Hughes
Ganymede Hammel
GAMEHORDER

Winterfate	Mike Provant	Gambler
Winston Tarbox	Mike Mondy	Galen W Miller
Wilson Skomal	Mike Marko	GalaxyRuler
WillYp777	Mike Lynch	gabriel1379
Willie	Mike Konetzke	Gabriel Rudner
Williams	Mike Henderson	Gabriel Grillo
William Wood	Mike Groeneweg	Gabor Lux
William Walsh	Mike Gale	Gabara
William Trexler	Mike Floyd	FrUnit7
William Moffatt	mike bowie	Frost
William Middlebrook	Mike Bergfors	Fris13
William Clement	Mike Artimez	Fringale
William Burhenn	Mike	Fridge
William Barber	mihai.zotea	Frey
willharrison	Miguel Aja	Frej Klem Thomsen
Will	Mickaël Alison	Fredrik Waage
Wil Pharis	Michbert	Fredrik Lundgren
Wiatte Axel	Michal Witoszek	Fredrik Blom
Whitt	Michael Zautner	Fredrik
Wexmajor	Michael Zapf	Fredric Åkerman
West	Michael Wessel	Frederik Hugger
Wesley Ratelle	Michael Umberger	Frederic Methot
Wesley Brower	Michael Tervoort	Fred Schuit
Wes Tetreau	Michael Stiles	Fred Heis
Werner Beytel	Michael Stikeleather	Frazier
Weresheep of Sin AKA Stefan	Michael Stadelmaier	Franko Franicevich
Wee Liang	Michael Soldwisch	franklin rosado
Weber	Michael Rudeseal	Frank M
Webb	Michael Quinn	Frank D Taylor
weasel feet	Michael Pleier	François Masse
Wayne Ward	Michael Pfeiffer	francisco tellez de meneses
Wayne Tanner	Michael Petersson	Francisco Penayo
wayne jongeward	Michael Paul	Francis van Alphen
Wasiu	Michael Parker	Francesco Parrilla
Warren Steffen	Michael McCollum	Francesco Maffei
Warren Sstrom	Michael Lowery	Fran Quintero Priego
warlocke	Michael Jones	Fox
Warder Dragon	Michael Johnsen	Forrest Bryant
Warbreed	Michael J Rea	Forest Taylor
War Troll	Michael Indyk	Fong Sau Shung
Walter Spivak	Michael Holmes	Florian Ruckelshausen
Walter Nightingale	Michael Hollis	Florian Emmerich
Walter	Michael Heimann	Flaxton
WallyBman	Michael Hammer	Fitz
Wally	Michael Halperin	Finn Ragnar Knibestøl
wallnuss	Michael Hahn	Finandir
Wallace	Michael Geerligs	Fimbul
Walden Lechner	Michael Fedrowitz	Filris
Walczak	Michael Ellis	Filipp Filippenkov
Walarion	Michael Dodge	Filena77
Waelen	Michael Cruz	fforgetso__
W	Michael Coviello	Fernando Scherrer
vrischika111	Michael Butler	Fernandez
Vortex Theory	Michael Borrelli	Ferire
Vordrak	Michael Bonfils	Ferenczy
Volodymyr Klyuchnikov	Michael Beurskens	Ferakpsi
Volker Vinkenflügel	Michael Bauer	Fenster
Void	Michael Armstrong	Felix Schueren
Vogt	Michael Allen Powell	Felix Bytow
Vladron - Wereboar of Original SIN	Michael Alexis	Felicia DesJardins
Vladimir Trkulja	Michael Abbott	Fave La
Vladimir Ignatiev	Michael "Nighteyes" Poulsen Dürr	Farmerboy
Vivien Plantinet	Michael "gleepism" McCormack	fanda
Vitalii Vasylenko	Michael	Famble
Vincent Arebalo	Michael	faceman
Vincent	michael	Fabio Prevedelli
Viktor Teskal	Micah Schrotenboer	F
Victor Ventura	MGuibert	ExitJudas
Victor	Mgo	EvilTwinTepe
Vic Polites	meowstef	Evans
Vern Shurtz	Mencher	Evan Steiner

Vermeulen
Verbitsky
Veli-Pekka Mäkinen
Vasquez from www.7idgaming.de
Van Den Berg
Vajda
Uroš Bartolj
Unidentified Coward
Ulrich Unterbrunner
tzimbar
Tyskerud
Tyrone Biggums
Tyrmorr
Tyler Valdron
Tyler Sullivan
Tyler Fennema
Tyler Bzdak
tyler
Tye Kelly
Txelis
twincast: Eternally Tormented Mangy
WoOS
Turk
turisk
Tuhalu
Tsunenobu Suzuki
Tsouhlarakios
Trudd
Troy_Costisick
Troy Ashley
Troutman
Trommer
Troels Pedersen
Triemstra
trident_job
Trey Stone
Trevor Yarwood
Trevor Stewart
Trevor L Jones
Trevor Adams
Trent Yarwood
Trent Milligan
Tremir
Travis Fiitterer
Trantos
totl
Torsten Schuetz
Torsten Knüppel
Torolf - Alchemist of the Obsidian
Order
Torin Wells
Tore Hoyem
Torbjorn Arvidsson
Torben Nehmer
Torben
tootellj
Tony Sanchez
Tony Maynard
Tony Martin
Tony Ladriere
Toni Lahtinen
Toni Kempainen
TonganJedi
Tommy Sandberg
Tommy R Pendergrast
Tommy
Tomasz Włodyka
Tomasz Pieciukiewicz
Tomasz Piątkowski
Tomasz Michał Filip Kaczmarek
Tomás Pollak

MellowTigger
Mekon
Mehta
meganothing dread hamster of
torment
Medixius
MechaJeff
mduchen
mchammas
Mazur
Mayer
Maximilian Thornhill
Maximilian Kuhn
Maxime Gregoire
Maxim Chernyak
Maxim Bardin
Max Shields
Max Philip Meyer
max kienzel
Max Juchheim
Max Anderson
Mauro Lorenzi
Mauricio Hissayoshi Navate
maulet
Maturin
Mattias Kling
Matti Mustajärvi
Matthieu Vallée
Matthieu Schloesing
Matthias Stockinger
Matthias Schröder
Matthias Petersen-Ajbro
Matthias Muche
Matthias Jansen
Matthias Holzinger
Matthias Althaus
Matthew VanGundy
Matthew Tucker
Matthew Tong Teck Guan
Matthew Taylor
Matthew S
Matthew R Clemmer
Matthew Noteboom
Matthew McDonald
Matthew Loveless
Matthew Ley
Matthew Laurence
Matthew Jones
Matthew Graves
Matthew Fowle
Matthew Fierro
Matthew Easom
Matthew D Bartelt
Matthew Chang
Matthew Cason
Matthew Browne
Matthew Blake
Matthew Anderso
Matthew Ames
Matthew Alexander
Matthew
Matteo Galassi
Matta
Matt Weiler
Matt Webb
Matt Thaxton
Matt Rollefson
Matt Petrie
Matt McGregor
Matt Lepinski
Matt Krevs

Evan Dawson
Evan
eugennc
Eugene Luster
etien
Ethan Bergeron
ET3D
Espinosa Agudelo
Esen Gätzschmann
Esoba
Esker
Erin OConnell
Erik Frederiksen
Eric Williamson
Eric Trombly
Eric T. Boyce
Eric Olson
Eric Nielsen
Eric Nelson
Eric Lui
Eric Hutchison
Eric Friesen
Eric Eckstein
Eric Brooks
Eric Adamson
Eric
eric
Eric
Erek Rübiger
Erastos
eran dobovizki
epmode
Envoy
Entropy - Graywalkers supernatural RPG
Enis Bayramoglu
engber
Eneko Mazo
Endres
Endless Rain
Endemoniada
Emilio
Embry
Emanuele Palazzetti
Elvin Liow
Elspas
Elodia7
Elliott Nelson
Elliot Kravitz
Elindor
Eli
Elegant Caveman
Egamruf
Edwin R. Karat
Edwin Luijten
Edwin Bell
Edward Pfister
Edward McTighe
Edward Hemmerlein
Edward Earl Chaney
Edward
Edvin Aedma
Eduardo Garabito
Eduard Krizan
Edmund Rapheal George
Ed
ecklaturn
E.Naumann
e.carletti
E K
Dustin J. Facteau
dustclaw

Tomare Utsu Zo	Matt Green	Dunkare
Tomahawk	Matt Farrell	Duncan Baldwin
Tom Nichols	Matt Carlson	Dugdale
Tom Martell	Matt Berry	Dude
Tom Kitchin	Matt	Duby
Tom Hudson	Mathieu Sauve	DrSpunj
Tom Hoefle	Mathieu Loiseau	DrKallesoe
Tom Everson	Mathias G Russ	DrewSouth
Tom	Mathias	Drew
Tolland	Mateusz Leonarczyk	drazil6
Todd Milligan	Massimo Massera	drakrochma
Todd Agthe	Massimo Fierro	Drake Coker
Todd	Marty Jefferson	Dragoon
Todd	MartinIbanez	Dr. Quackzalver
Tobias Rönnqvist	Martin Sollien	dovac
Tobias	Martin Palmus	Douglas Murray
Tixed	Martin Neszmelyi	Douglas Conley
Tino Didriksen	Martin Nelmes	Douglas Clements
Timotius Prihadi	Martin Mueller	Doug Ericson
Timothy G Lesnick	Martin Mouritzen	Doug Church
Timothy Dobbins	martin mcintyre	Doug Carter
Timothy Cooley	Martin Hall	Doug
Timothy Adan	Martin Francis	Dorman
Timon "Cyan" Nelson	Martin Debes	Dooijewaard
Timo Salminen	Martin Breiner	Dont touch those squirrels nuts!
timmyisme22	Martin	Donovan Breedon
Timmi Pedersen	Martijn	Donovan
Tim Reed	Marshall A Myers	Dono
Tim Kirk	Markus Ziegler	donald benoot
Tim Holloran	Markus Rajala	Donal Cotter
Tim Hochman	Markus R. Mosbech - Dream Traveller	Don Roberts
Tim Friedlander	Markus König	Don Humphries
Tim C. Steinmetz	Markus Ivany	Don Dubeau
Tim Burnett	Markus Berglund	Don Bemont
Tim Bogosh	Markus Almberg	Dominique Krause
Tien Nguyen	Marko Neznanec	Dominik Derwiński
Tiberius Teng	Markku	Dom
Thunder_Child	mark231	DojiStar
Thorvald Natvig	Mark Wilson	Doidle
Thorburn	Mark W Kenderdine	Dober
Thomson	Mark Sprietsma	Dmytriy
Thompson	Mark Scrudder	dmos
Thompson	Mark Schleifer	Dmitriy Leontev
Thomas Zilling - Tormented WoOS of OOoE	Mark R.	Dmitrii Tretyakov
Thomas Thomen	Mark Oman	dllewellyn
Thomas Smith	Mark Nordlund	Djinny
Thomas Siemens	Mark McKnight	Disposabe hero
Thomas Seidl	Mark M	Dirk Pfeiffer
Thomas Schwarz	Mark Lewis	Dirk Grabenkamp
Thomas Schulze	Mark Lapezo	DirewolfX
Thomas Schlager	Mark L	direland
Thomas S Darragh	Mark Kiser	Dipree
Thomas Price	Mark James Featherston	dimus
Thomas Paterson	Mark Hoffmeyer	Dimitrios
Thomas Pandelakis	Mark Heard	Dimitri
Thomas Mannino	MARK GILLONO	Dik Bots
Thomas Lenz	Mark Chapman	Diepstraten
Thomas Julian	Mark Carroll	Diego Lopez
Thomas Huber	Mark Bisignano	die_brotdose
Thomas Haitsma	Mark Aston	Didier Comin
Thilo Bayer	Mark	Diana Paprotny
Thierry Adam	Mark	dgagnon99
Thierry	Mark	Devon K.
Therisault	Marja Louradour	Detlef Schlager
Theo Meerkerk	Mariusz Kowalski	dethtron5000
Theo	Maris Skrastins	Desmond Sutcliffe
TheCurmudgeon	Mario Telo	Desmond
theansaname	Mario Landgraf	Desboeufs
The Grolar Bear	MARIA DEL CARMEN	derrilin
The Great Goblin - Weresheep lover	Marek Rutkowski	Derik
	Mardagg	Derek Turnbull

The Beardo	Marcus Meitzler	Derek Samford
ThatTravis	Marcus Clifford	Derek S Ross
Tharkad	marcus	Derek Lackaff
Tharf	Marcos García de la Rosa	Derek Freeman
Teut	Marco Schaub	Derek Belanger
Tet Yoon Lee	Marco Montemaggi	Denzl Helmut
Terry White	Marco F.	Dennis Matheson
Terry Carter	Marcin Wisthal	Dennis Johnson
Terrence Eckman	Marcin Kopkowski	Dennis
Terence Chen	Marcin Janiszewski	Denis Chumachenko
Teppo Pennanen	Marcin Czaplicki	Demers
Tennant Reed	Marcel Wakami	Delzammer
Tempura Ninja	Marcel Vermeulen	Delas
Tekkion	Marcel Pauly	Delaney
Ted Swalwell	Marcel Bruna	Del137
Ted Brown	Marc Yang	Del Mackey
Ted	Marc Wydler	Del Hoyo
Taylor Boon	Marc V	deathprog23
Tauberstein	marc schneider	Dean Peet
Tardif	Marc Reynolds	Dean Liu
Taran Wanderer	Marc Oberhäuser	De Vries
Tapani Pihlajamäki	Marc Buytendijk	De Ro
TanC	Manuel Siebert	De Geus
Tamren	Manuel Otero Moreira	de Bethune
Talley	Manticore2050	DDB
Talen	Manfred Kömpling	DazP
Tad Wesley	Maltose	Dawn_
T.J.	Malshet	David Zougui
T. Taylor	Malcolm Peach	David Vines
Szreter	Malban	David Vall Brillas
Szoka	Malaak	David Tseng
Szendrei Péter	Majogu, the Above Average of the OO	David Ting
SwordFire	Mai	David Thompson
Swanson	Mahadevan	David Swett
Svend Andersen	Magnus Fink	David Strong
Sven T Sexgore	Magnus	David Staffas
Sven Knaak	Maffie	David Sevier
Svein Tjonndal	Maes	David S. Hill
SuperTimo	Madzai	David S
Suparlerk Thavoenchotiwong	Mads Møller	David Reeves
Sunil Mishra	Madjudge	David Pieper
Sune Wettersteen	Madaxemat	David Philomath
Sulaiman Jaafar	Macwilliam	David Ogan
stukaju87	Maciej Sankowski	David O'Bryan
Studzinski Andrzej	Maciej Rolecki	David Northover
Stuart Platt	Maciej	David newell
Stuart McDaniels	Maceina	David Natelli
Stuart	MacDante	David Muñoz Sánchez
Strozyna	Macaulay	David Mosiek
strenger1984	M4G	David Michael Wilson
Strebel	m. scott veach	David Mason
Strande	Lythink	David Lane
Stormwaltz	Lytenian Savol	David Jensen
Stopple	Lyno Hychong	David Jaggie
Stone	Lulek	David Humphreys
StillStorming	Luke Keppler	David Heelas
Stewart Friedley	Luke Hughes	David Harrison
Stewart	Luke Hay	David Griffin
Steven Zandstra	Luke Hall	David Gould
Steven Wu	Luke Daniels	David Gordon
Steven Wong	Lukasz Jankowski	David Gilbert
Steven V	Lukas Daniel Klausner	David desJardins
Steven Tonkin	Lucy Jefferies	David de Frutos
Steven Stapleton	Lucas Seuren	David Cruz
Steven Niman	Lucas Schroeder	david corrriveau
Steven Lord	Loya	David Cary
Steven Lopez	Lovebane	David Brittain
Steven Loeb	Louis Wesler	David Brennan
Steven Laiche	Loucks	David B
Steven Dast	Loren Robbin	David
Steven Bunch	LordZtorm	David

steven
Steven
Steve Noel
Steve McClellan
Steve Mack
Steve Leadbeater
Steve Jackson
Steve Hudson
Steve Earth
Steve Barta
Steve
Steve
Stephen Wood
Stephen Wales
Stephen Smith
Stephen Pikey
Stephen Markwell
Stephen Lemelin
Stephen Knight
Stephen Burns
Stephen J. OGrady
stephane.p
Stephan Szabo
Stephan Neufang
Stephan
Sten Bugge
Stellingwerff
Stelgim
Steffen Weyand
Steffen Vulpius
steff1977
stefanvalric
Stefanie Goldman
Stefan Wolvaardt
Stefan Panitz
Stefan Graiche
Stefan Fransson
Stefan Feier
Steen Bang-Madsen
Steen
Stechus Kaktus
ste
Stan Rejczak
Stafir Ortnev
Spooq
Spoon
spitfire_ch
Spencer
speedster -Armikrog Army Annelid-
\$4.96
SpawnTD
SpaceEnthusiast
Sören Koch
sonoio
someone
Sobajic
Smith Jr
Smith
Smith
SmiteWorks
Smight
Smeggit
Sławomir Wrzesień
Sloan Summerfelt
Slaytanic
Skyshield
skraem
Skjargh
Skip Hayford
skeezi
Skar78

Lord Wolf
Lonmo
Lois Clanchy
Logan Kuss
Loerts
Lochdur
Lloyd Rasmussen
Lloyd Clarke
Livi Romascanu
Litch
lionel23
Linh Vu
Lind
Lim Seng Kok
Lieven
Lie
Liahim
Leyic
Lewis Rhodes
Lewarcher
Levi Wolfe
Leslie Courtis
Leonel Tognioli
Leonardo Alves
Leo van B.
Leo Bullimore
Lentor
Lemar
Lehmann
Legolas_fsgk
Legeny
Lefebvre
LeeW
LeeArac
Lee Sweeney
lee perring
Lee Bernhard
Lebestier
LeaAnn Collins
Ibmaian
LazyCool
Laurent Storoni
Laurent
Laura Lane
Launert
Laszlo Szidonya
Lastan, The Penultimate Castoff
Lasse Fehl
Lars Thortveit
Lars Møller
Lars Langer
Lars
Larry4444
Lantra
Lannister
Langzeitstudent
Langbein
Lance Watson
Lance Littlefield
Lance Gamble
Lamothe
Lami
Laird Barron
Kyritsis
Kyndi
Kyle Diemer
Kyle Bresin
Kyle Bode
Kyle
Kwik
Kuzminski

David
David
David
David
David
Dave Wright
Dave Weinstein
Dave Sherohman
Dave Rohrl
Dave R
Dave Michalak
Dave Jareckas
Dave Frank
Dave DuJour
Dave blanchard
Dave
Daryl Putman
Daryl Markey
darren shaw
Darrell Ottery
Darrel Raines
Darklord
Darius h sears
Darien Meredith
Dargon
Danny Pc
Danny Labrie
Daniel Yannuzzi
Daniel Viggiani
Daniel Temple
Daniel Staub
daniel severitt
Daniel Sandholzer
Daniel Potter
Daniel Ploug Hall
Daniel McMinn
Daniel McCusker
Daniel Matas
Daniel Martin
Daniel Law
Daniel L Connely
Daniel Kati
Daniel James Schroeder
Daniel Halse
Daniel Haddon
Daniel Guy
Daniel Goodge
Daniel Friedline
Daniel Engström
Daniel DeltaTangoMike Flores
Daniel clarke
Daniel Canales Llera
Daniel Brown
Daniel Bogatz
Daniel Baumartz
Daniel A Reece
Daniel
Dan Salenger
Dan d'Lyon
Dan Brockfield
Dan
Dan
Damyn Thorpe
Damon Anderson
Damir
Damion Meany
Damien Martin
Damian Glenny
Dalmor
Daisuke

Skantz	Kurt Montgomery	Daibutsu
Skal	Kunnas	Dag Torleif Petersen
SirSpades	kujukuri	Daetrin
Sir Jordi	Kuhn	d3L3373d
Sinka	kubazz	D-ASIDE-
Singh	Krzysztof J.	D Gold
SimpleUser	Krzysztof Ferenc	cybrbeast
Simone Messaggi	Krzysztof Ciupka	Cwik
Simon Varney	Krom	Cute Rabbit of the Obsidian Order
Simon Rosciszewski	KRISS	Curtis6566
Simon Nicholson	Kraan	Curt Doernberg
Simon Hjort	Korvin	Cummings-Kralik
Simon Gerrard	Koovan	Cuddly Tiger
Simon Feus	Konstantin Goreley	Csaba Nagy
Simon Brunning	Konovalow	Cruz
Simon Al-Nakat	konner strike	CROUVEZIER
Simon Abramson	Kolby Kappes	Crosmando
Simo	Kohlrabi	Criss Andrews-Mills
Simmons	Koch	Crescent
Silver	KoboldPrime	Creedmore
silven	Knut Erik Musum	Crawly
Siegfried Bruner	klz	Crampon
Si Childs	Klaus Steinke	Craig Somerton
shockedder	Kjetil Joergensen	Craig Munson
Shlomo	Kirkland	Craig Moore
Shinjica	Kiril Trichkov	Craig Hackl
Sherool	Kirchner	Craig Forrest
Shereen Hawkins	Kingsley Lintz	Craig A Corlis
Sheble	kilobug	cpt_freakout
Shawn Whyte	Killing Technology	Count Raven
Shawn Runey	Killcrazy	Cory Zorker
Shawn Marier	Kieran Fischer	Corran
Shawn Carnes	Kick2012starter	Corpselocker
Shaun Tabone	Kian Yong	Cornstar
Shaun O'Connor	Kharagh	Corinna Triesch
Shaun Chin	Kevin Robertson	Corey Simmons
Sharon Mulready	Kevin Rick	Cooper Schuman
Shane Street	Kevin Parry	Coodee
Shane Sohnle	Kevin Monkhouse	ConraDargo
Shane Sims	Kevin McKenzie	Connor Rigden
Shane Ching	Kevin McGarry	congruency
shahar	Kevin M. Kilbride	confusion
Shafqat Khan	Kevin Lenth	Comulada
shadow	Kevin Langevin	Colin Young
Shadeofnight	Kevin Flynn	Colin Waugh
SgtSagara	Kevin Bowers	Colin Frick
sfuarus	Kevin Bauer	Colin Campbell
Sevenril	Kevin Badgett	Colin
Seumas Froemke	Kevin	Coleman
Seth Landsman	Keveri	Colasuonno
Seth J Goldberg	Ketil Klepsvik	Col Cut
Seth DeKrey	Kergonan	Cody Holbrook
seruko	Kent Ruddick	Cody Durham
Sergey Nazarov	Kenny	Cody Baxter
Sergejs Roze	Kennith Holmgang	Cody
Serban Ciotlos	Kenneth Wilson	Cody
Seo	Kenneth Shee	Co Luong
seifd	Kenneth Gjesdal	Clemens J. Heilmann
Secretfire	Kenneth Chiu	Clay Garner
Sebastiano Fernandez Del Campo	Kenneth C Draeger	Claus Soerensen
Sebastian Werner	Kenneth A Schreiner	Claude Gingras
Sebastian Welsh	Kennan Ward	Clark-Johnson
Sebastian Schulz	Kenn Gold	Clark li
Sebastian Mankowski	Kendal	citrus
Sebastian Denz	Ken Mencher	Cirno9Destiny
Sebastian Chmiel	Ken Levine	Cifrino
Sebastian Bober	Ken	Chuck and Rebecca Rozakis
Sean Wood	Kemp	Christopher Williams
Sean Thurston	Kelvin Wood	Christopher Weigel
Sean Patrick Fannon	Kelly Schoenhofen	Christopher Tippie
Sean O'Reilly	kelly	Christopher Stewart

Sean Lockner
Sean Henrickson
Sean Davis
Sean Buelow
Sean
sdi666
Screwberry
Scramsax
Scotty Parker
Scott Tooker
Scott Spencer
Scott Slonaker
Scott Sardella
Scott Petersen
Scott Nickell
Scott Moore
Scott Martin
Scott Mackay
Scott Lampert
Scott Kullberg
Scott Huston
Scott Hewitt
Scott Faber
scott e mcclure
Scott Crockett
Scott Breiding
Scott Baumann
Scott Alden
Scott
Scott
Schulz
Schulte
Schubert
Schreck
Schrandt
Schneider
Schmitz
Schlingmann
Schlencker
Scaia
Savage
Sasha MacPherson
Sascha Rose
Sascha Hinlang
saroumana
Sari
Sarge
Sarg01
sans
Sankfang
Samus
Samuel Stephens
Samuel Muller
Samuel Ferguson
Samtiger
SammyKat
Sami Qvist
Sambur
Sam Hashemi
Sam Bryan
Sam
Sam
Sam
Salvo
Salaris
SacrificialSheep
Sacha Fall
S.D.
S Gawith
Ryzuku
Ryszard Chojnowski

Kelly
Kele Mendell
Keld Juul Nielsen
Keith Turner
Keith Smith
Keith Mosher
Keith Davies
Keith Daniel Humfeld
Keiner
Keelan Dennis
kazekami
Kay Pellmann
Katrina
Katherine Donahoe
Kasper Finknottle
Kasper Andreassen
Karsten Elkjær
Karsten Becker
Karol Dziedzic
karlpugh
Karl Schmidt
Karandras
Karadin
kappataro
Kanrak
Kang Wan Wei
Kana
Kamillo Fitzek
Kaloyanov
Kalle Last
Kaisan
Kai Yu
Kai Miang
Kai Connell
Kaelyn
Kaboomofdoom
Kaarchin
K Abson
K
K
Juzam
Justin Wheeler
Justin Tetreault
Justin Taylor
Justin McClure
Justin LeFroy
Justin L. McCain
Justin Burr
Justin
JusticePS
JustChris
Jussi Tapani
Jun Junge
Julius
Julio L R Monteiro
Julien Lafleur
Julien
Julie Darbyshire
Julian Bell
Juho Salo
Juhani Nurminen
juanval
Juan Carlos Sillero
JTM IV
JT
jsamson
jrbatche
JPTS
Joy Whitney
Jostein Abrahamsen
Joshua Villines

Christopher Morrison
Christopher martinez
Christopher Mangum
Christopher Laskovic
Christopher Gilbert
Christopher Gautrau
Christopher Daly
Christopher Corvus
Christopher Cheng
Christopher Beck
christophe pawlik
Christophe Henry
Christophe Cavalaria
Christophe
Christoph Scheiblaue
Christoph Nelles
Christian Vitroler
Christian Traupe
Christian Schmidt
Christian Renau
Christian Prell
Christian Lacroix
Christian Klaes
Christian Happ
Christian Graf
Christian Fortin
Chris Wood
Chris Woo
Chris Stillman
Chris Spray
Chris Sies
Chris Rickwood
Chris Payne
Chris Patterson
Chris Page
Chris Mansfield
Chris Macgregor
Chris M.
Chris L
Chris Kelly
Chris Hansen
Chris Green
chris frieb
Chris Chen
Chris Carter
Chris Campbell
Chris Brown
Chris Boote
Chris Berger
Chris Angelini
Chris
Chris
Chreo
Choriskardia
ChickenEye
Chet
Chesmore
Chau
Charu Sharma
Charles Worthington Fowler IV
Charles Rickard
Charles Liao
Charles Genereux
Charles Fitt
Charging Llama Games
Charalabos Efraimidis
Chap
chaosprime
ChaosClockwork
Chand Svare Ghei - Moonknight
Chance Davis

Ryshko
Ryonosuke
rybosomes
Ryan Thun
Ryan Thomas
Ryan Ridlen
Ryan K Hasse
Ryan David
Ryan Damiano
Ryan Carey
Ryan Anderson
Ryan
Ryan
Ruud van Eijk
Ruth M
RustyGore
Rustyallan
Rusty Shackelford
Rusty Larner
Russell Wilkerson
Russell Larocque
Russ Robbins
Russ
Rupert Pfaller
Rune Wandall-Holm
Rune
Ruinous
Ruengrairatanaroj
Rubensson
Ruben Andre' Breiseth
Rubén
Róbert Kocsis
Roy Helge Svensli
Roy Greig
Roy Church
RoxnSox
Rossetti Hugo
Ross Sutherin
Ross Meyler
Ross Edwards
Rory Smith
Rory McCune
Rooslan Khayrov
Ronni Leth Knudsen
Ronald Talbot
Ron Temske
Ron Stefanski
Ron Hakim
Ron Dwyer
Ron Bassilian and Jim Wheelock
Romaric Delbart
Roman Mashchak
Roman Komarov
Roman Kalik
RogueDeus
Roger Yates
Roger Robar
Roger Rasmussen
Rodney
Roderik van Trigt
rodabon
robotsheepboy
Robin Toll
Robin Langridge
Robin Derwent
Robin Bond
RobertE
Robert Winter
Robert Whitmore
Robert Uebe
Robert Skeens

Joshua S.
Joshua Osborne
Joshua Morgan
Joshua Land
Joshua Johnson
Joshua Gillman
Joshua Donaldson
Joshua
Josh
Joseph V. Miller
Joseph Orosz
joseph mudd
Joseph Feliu
Joseph Drysdale
Joseph Daugherty
Joseph Brogowski IV
José Pérez Valencia
JOSE LUIS PEREZ ZAPATA
Jose Luis Martin
Jörn Huxhorn
Jorgen Lillestol
Jorge Hidalgo
Jörg Wüst
Jordan Cunningham
Jordan Bauman
Joonas Mäkinen
Jonkenden
Jones
Jonathon Wood
Jonathon Pacey
jonathon mcelhaney
Jonathan Ziegler
Jonathan Mlocek
Jonathan Miles
Jonathan Greisz
Jonathan Engle
Jonathan Clark
Jonathan Cabildo
Jonathan Bagelman
Jonathan Agens
Jonatan Olsson
Jonatan
Jonas Lahr
Jonas Karlsson
Jonas Gustafsson
Jonas Dorn
Jon Wetterberg
Jon Sprague
Jon Olav Abeland
Jon Huston
Jon H
jon h
Jon Foster
Jon Dyer
Jon Dupre
Johnson
Johnny Go-Time
Johnathan Tan
Johnathan Munroe
Johnathan Clark
John Wilets
John West
John Vikør Green
John Tait
John Stewart
John Schmid
John S. Fetzik
John Ruck
John Nordh
John McNabb
John McHugh

Chad Rektorik
Chad Morris
Chad Mercer
Chad Long
Chad Lensch
Chad Eversgerd
Cesar Cesarotti
Cermin
Cato Færøy
Catherine Milkowski
Catchpole
casey bowser
Carsten Herbst
carsten cichon
Carr
Carlton Solle
Carlos Moreno Serrano
Carlos Enrique Uribe
Carlos Castilla
carl dunfield
Caputo
Captain_Brian
Canyon
Campbell
Cameron Alexander Booth
Cam
Calin Radoi
Caleb Mason
Caffeineforge LLC
Caeldwyn
C.S.Strowbridge
C Hayward
C C Magnus Gustavsson
Burcl
Bulychev
Bryan Pope
Bryan Gregory
bryan barrera
Bruce Sauber
Bruce Poon
Brodegger
Brkic
brizio2001
Britz
Briberios
Brian Watkins
Brian Thomsen
Brian Smith
Brian Shannon
Brian Shafer
Brian Schenck
Brian Logsdon
Brian Leybourne
Brian Kelly
Brian K
Brian J. Batchelor
Brian Hsieh
Brian H Nelms
Brian Griffin
Brian Duncan
Brian Chin
Brian Burston
Brian Bucklew
Brian
Brett Zeleznik
Brett Wilson
Brett Weingold
Brett carberry
Brett Barksdale
Brett
Brent Friendshuh

Robert Silesius
robert pettigrew
Robert Olsen
Robert Montgomery
Robert Lamoureux
Robert Kupcek
Robert Kitzmueller
Robert Haubenstricker
Robert Gruchalla
Robert Gremse
Robert Glaß
Robert Förster
Robert Fermier
Robert Eubanks
Robert Davison
Robert Corn
Robert Collins
Robert Clark
Robert Biskin
Robert B. Bliss
Robert
RobearGWJ
Robbie Hennessy
Rob Wilson
Rob Sanderson
Rob Hamilton
Roach
RNGHeHateMe
rmv
rmaiwald
RileyLynx
Rico Kirsch
Rick Lawrence
Rick Beetham
Rick Ballard
Richie Bisso
Richard Smeeton
Richard Sloane
Richard Neo
Richard Moss
Richard Libera
Richard L. Archer
Richard L Porter
Richard Kerr
Richard Hsia
Richard Ho
Richard Grotkier II
Richard Franey
Richard Boehme
Richard Abbott
Richard
Rich Woods
Rich Downs
Ricardo Rondao
Rian
Rhys Bell
reverendphil
Renato Fornaroli
Rémy-Christophe Schermesser
Remy Porter
Rémy "Skuz974" STIEGLITZ
Remi ORMAZABAL
Rembrandt Koppelaar
Reljic
Reese
Real Breton
RDA
Raymond Meincke
Raymond Holmes
Raymond Costa
ray bans

John Maloney
John Maier
john Lowsley
John LaBrash
John Kolba
John Kelbaugh
John Jordan
John James Beatty
John Hainline
John GT
John D. Lee
John Collins
John Cohen
John Carey
John Burrows
John Allen Reave
John Alexander Crombie
John
John
Johannes Lundberg
Johan Oldbring
JoeyC
Joesys
Joeri Scheerlinck
Joerg Sterner
Joerg Budischewski
Joen Asmussen
JoelofDeath
Joel Banninga
Joel
Joe Valdez
Joe Schemenauer
Joe Henderson
João Vieira Barbosa
Joakim Nygren
Joakim Kilman
Joakim Gröndahl
Joakim Eriksson
Joachim De Sutter
JMich
JLLongshore
jks
Jithak
Jin
JimmyM
Jimmy
Jim Tracy
Jim Shepard
Jim Salter
Jim Lynch
Jim Gowell
Jim Gossett
Jim Duchow
Jim
jim
jhansonxi
JGO
Jezynka
Jezariael Demos
Jesús
Jesugandalf, Grey Wizard
Jesse White
Jes Golka
Jerry Jackson
Jerrin
Jeron Maynard
Jeroen te Strake
Jeremy Schaffner
Jeremy Powers
Jeremy Phillips
Jeremy Kackley

brendan
Breemer
Braulio Aguilera
Brandt
Brandon Oosterhoff
Brandon M Bonar
Brandon H
Brandon Edwards
Brandon Derezhinski
Brandan Yares
Bradley Turner
Bradley Nilsen
Bradley Eng-Kohn
Bradley
Bradford T Cone
Bradford T Cone
Brad Laliberte
Brad Jones
brad gunn
Brad Ernst
brad balsmeyer
Brändum
Bourassa
Boris Fernandez
bookworm
Bonnie Adams
Bone on Bone
Bofferbrauer
Bobby Walters
Bobby Honaker
Bobbato
Bob Thulfram
Bob Sherbert
bob ferguson
Boas
BlueHairedMeerkat
Blackstaff The Unknown Obsidian Order
black imperator
Black Eye Games
Black
Bjoern Zapadlo
billy pistole
Billy Mahabir
Billy Jowers
Billy Abshier
Bill Wiles
Bill Schneider
Bignell
Bibek Gyawali
BGPP
BeWitched
Bertus Faber
Bert Corluy
Bernie Bresnahan
Bernd Lautenschlager
Bernat Martínez Vidal
Bern Entriiken
Berard
benv666
Benny Pun
Benjamin Schreck
Benjamin Kristensen
Benjamin Davis
Benedikt N
Benedict Low
Benedict
BenAssa
Ben Peters
Ben Neff
Ben Kopp
Ben Heaton

Ray
 Raxphiel
 Ravachol
 Rattenhirn
 Rathbone
 Rasmus L. Posselt
 Rasmus Hviid
 rashktah
 Ranyard
 Ranjeev Maharaj
 Ranger Joe
 Randy Woods
 Randy Moyer
 Randall Terry
 Randall Johnson
 RAMIREZ
 Raman Ohri
 Ralph Trickey
 Ralph Röschlaub
 Ralph Mazza
 Ralph Kleineichholzer
 Ralf Köglberger
 Raldor
 Rainer
 Plaumann
 RagingMouse
 Rafael Rodriguez
 Rafael Bianco Nacif
 Rabchev
 Raasch
 Raaphorst
 R R Clark
 R Giles
 Quirk
 Quellion
 Qthemuse
 Pymous
 PY-CIRCAN Etienne
 PVicente
 Przemysław Zalewski
 Przemysław Górny
 Procyon
 PrisonerOfRnR
 PQMarine
 Poul Wrist
 Popski
 Pongrapee Jencharat
 Pollak
 Polaris Penguin
 Poddmeister the Tormented Exile

Plasma
 PKM100
 Pitica
 Piotr Prytulak
 Piotr Konieczny
 Piotr Cychowski
 Pineapple Steak
 Pieter Janssen
 Pierson
 Piel
 Picard
 Phua Chee How
 Phthorgwurt
 Phoenixwi
 Philippe Mesritz
 Philippe LONGA
 Philipp Brüner
 Philip Stein
 Philip Morton
 Philip Grassie

Jeremy Jordan
 Jeremy Foster
 Jeremiah Nolte
 Jeremiah Joye
 Jerald Wegehenkel
 Jeppe Knudsen
 Jens Ole Knudsen
 Jens Horstmann
 Jens Hartjenstein
 Jennifer Wielgoz Kidd
 Jeffrey White
 Jeffrey Swofford
 Jeffrey Marvin
 Jeffrey Kean
 Jeffrey Head
 Jeff Weston
 Jeff Terrill
 Jeff Stolt
 Jeff Stewart
 Jeff Spock
 Jeff Pinard
 Jeff Hutchinson
 Jeff Dixon
 Jeff Baker
 Jefepato
 Jeanette
 Jean-Luc Picard
 Jaysyn
 Jay Manetz
 Jay Loomis
 JAY FAIRBANKS
 Jay "sweetdigs" Griffiths
 Jasonpdragon
 Jason Zielinski
 Jason Zapasnik
 Jason Weill
 Jason Warner
 Jason Ward
 Jason Stewart
 Jason Sperber
 Jason Shores
 Jason Olliver
 Jason of Mars
 Jason N
 Jason Mockler
 Jason McKinney
 Jason Marks
 Jason Kapalka
 Jason Hughes
 Jason Holliman
 Jason Doan
 Jason Do
 Jason Chen
 Jason Bryan
 Jason Bianco
 Jason Banta
 Jason Attard
 Jason Abbott
 Jason Greggs
 Jason
 Jason
 Jarret Herrmann
 Jaroslav Dolejší
 Jarno Virtanen
 Januszek
 janusz sosnicki
 Janus Sommer
 janiak
 JanBathyst
 Jan Wieneke

Ben Greenberg
 Ben Granholm
 Ben Farren
 Ben Crowe
 Ben Blank
 Ben Banton
 Ben Appleton
 ben
 Belyea
 Belgarim
 Behnam Nouri
 behippo: Hippomaster of Obsidian Order
 beefarm
 Beatriz
 beanbag
 Bdg
 Baziel de Leeuw
 Bastien Loubet
 Basem Chbaklo
 Bas Smeets
 Bartlomiej Czernecki
 Barth
 Bart Richards
 Barry Eynon
 Barrett Yoder
 Bard Bloom
 barash
 Baranush
 Ban
 Balcanski
 Balazs Foldes
 Balázs Bessenyei
 Bakulin
 Bakker
 Baenwort
 BadgerMan
 Bük
 Böhm-Dores
 Böckle
 Azure
 Awaras
 Austin Lehrer
 Atredie
 Atli Grimur Asmundsson
 atlesen
 Atlas
 Atlan-Bourgeat
 ASULoki
 Astrogat
 Astrith
 AstralWanderer
 Assfalg
 Asri Jaffar
 Asquith
 asmallman98
 Ashlee
 Ashera
 ArvenÅrs
 Arve Hetland
 Artus Sharpe
 ArturoJPC
 artillercalpe
 Arthur Rains-McNally
 Aron Peterfy
 Arnial
 Armin Wolff
 Arkadiusz Bajerowski
 arisian
 Arionuq
 Arik Hetue
 Arie Hofland

Philip Ellerhorst	Jan Terje Hansen	Ari Mononen
Philip Curtis	Jan Lauritzen	Are Thunes Samsonsen
Phil Smith	Jan Holtrichter	Ardali
Phil Astle	Jan Frederiksen	Arcuo
Phibrizo	Jan Egil Bjune	archivis
Pharod	Jan Birch	aragaer
Petri Vehmas	jamoecw	Apostolov
Petri Törmänen	Jamie Lynne Powell-Herbold	Anubis40k
Petrell	Jamie Cymbola	Antti Vahtera
Petr Škařupa	JamesP	Antonio Soler
Peterson	James Stapleton	Antonio Coelho
Peters	James Spurny	Antonio
Peter The Wondergoth	James Royer	Antonin Lefebvre
Peter Schnare	James R. Vernon	Antoni Hadzijanev
Peter moore	James O'Dwyer	Anton Yanchuk
Peter Mihalovics	James Myers	Antoine Benoit
Peter Mayer	James Montgomery	Anthony Wilson
Peter Matiszko	James Lichau	Anthony Watkins
Peter Klason	James Hutchings	Anthony Mitchell
Peter Kelly	James Gerbino	Anthony Lusinger
Peter Jacob	James Floate	Anthony Celi
Peter Jacob	James Eric Hatcher	Anthony Cary
Peter Donald	James Deignan	Anthony Attard
Peter Dean	James Croft	Anson Betts
Peter De Kinder	James C	Anne G. Campbell
Peter Davies	James Buckley	AnMani
Peter Conners	James	Angus Meikle
Peter Bengtsson	James	Angel Clark
Peter Baltzer Hansen	James	Andy Smith
Peter Atzmüller	James	Andy Prokhorov
peter aplan	James	Andy Mellor
Peter	jalf	Andy Lin
Peter	Jakub Narębski	Andy Kitzke
Peter	Jakub Jelonek	Andy Gibson
Pete	Jakob Frederiksen	Andy Foster
Pesti	Jakob Bloch-Nielsen	Andy Antolick
Pertti Kröger	Jake Mandel	Andy
Persson	Jake Ford	Andrzej Kozakowski
perolov	Jake Cotter	Andrew Yates
PEROCHAIN Vincent	Jake Clark	Andrew Wilson
Perif	Jake	Andrew William Urquhart
Pergande	Jaime Sykes	Andrew Vaughan
Per Hasselström	Jahr	Andrew Twiss
Peop'ls The Sheepish Werepig of Sin	Jacob Herold	Andrew T. Murray
∞	Jacob Davidson	Andrew Snyder
Pentassuglia	Jacob Clark	Andrew Rodda
Penny Ormston	Jacob Cavallius	Andrew Richard Rice
penny lantern	Jackson	Andrew Phillips
Pelle Kofod	Jack Nørdam Pedersen	Andrew Park
Pekka	Jack Jones	Andrew Nicholson
Pejay	Jack Gibson	Andrew Nicholls
PegasusOrgans	Jacco Gevers	Andrew Nicholls
Peder Steen Jensen	Jaap Oosterbroek	Andrew More
Peder Holdgaard Pedersen	J.M. Varty	Andrew Millington
pdqtrader	J. Thornton	Andrew Maroudas
pdqtrader	J. D. Beers	Andrew M
pdifolco	J Sage Schreiner	andrew karrer
paydirt76	Iwan C. A. Smith: Knight of Lord British	Andrew John Turner
Paweł Utracki	Ivan Zibrandtsen	Andrew Hayford (Raging Herald)
Paweł Bliźniak	Ivan Villa	Andrew Gorcester
Pawel	Isigon	Andrew Gill
Pavel Nazarov	isepick	Andrew Danhof
Pavel Lepin	Isaac Lim	Andrew Cornelius
Pauline Martyn	Isaac Clerencia	Andrew Chang
Pauli	Irving Schwartz	Andrew Barrett
Paul Wittine	Ironraven	Andrew Abramovici
Paul Wade	Iron Kaiser	andrew
Paul Sottosanti	Insert Disk 2	Andrés Bigorra Mir
Paul Sheppard	Infran Wirjawan	Andrei Homescu
Paul S Kim	Infinite Dreams Gaming	Andreaz Forsgren
Paul Robbins	ineffablebob	Andreas Scaia

Paul Pinaud	Indjov	Andreas Lupieri
Paul Meyer	Imre Forján	Andreas Koch
Paul Maloney	Imban	Andreas Happe
Paul Lesnykh	Illbane	Andreas Flato
Paul Kenfield	IlBrago	Andreas Björnemalm
Paul Jackson	Ikalios	Andreas Bettsteller
Paul Henkel	Igor Karp	Andreas
Paul Glozeris	Ignaszak	Andreas
Paul Gajda	igle-oviedo	Andrea Martinelli
Paul Dunnells	Igal David	Andrea "Cioffaz"
Paul D Brelsford	IdleDice	André Reis
Paul Czap	Idan Yokey	Andre Luiz Lauria de Moura
Paul Barrett	Ich1205	Anderson
Paul Atkins	Icetiger	Anders Wrist
Paul Ashour	Icefang	Anders Linder-Madsen
Paul Apathy	ianquest	Andei Zhuravlev
Paul	Ian Thomson	Andegård
Patrik Swärd	Ian Stamps	Anatoliy Sova
Patrik Björkvall	Ian Richardson	analoguerogue
Patrik	Ian Klotz	Amraphel
Patrick Neubauer	Ian Kelly	ampoliros
Patrick McKeon	Ian kellar	Amormino
Patrick Grondin	Ian Gillibrand	Amaranthus
Patrick Ellis	Ian Free	altruism
Patrick Aschwanden	HypnotiK	Alrek
Pasha	Hung-wei Sung	Aloysius Low
Pascal Daniel	humeros	Allian
Pascal	humblemumble	Allan Tam
Panda	Humanoid	Allan Jensen
P.L.	Hulker69	Allan D Meling
Ozel Goze Unyayar	Hui Sheung	AlienPilgrim
Øystein Ludvigsen	Hugues Lamy	Ali Ovissi
Øystein Berle Jensen	Hugo D. Porras	Alfred Angerer
Owen	Hugh G Rection	Alfio Macri
Owain Deagle	Hubnutzen	Alexandre Nadeau
Osiris Kalev	Howie	Alexandre Henriques Leal Neto
Oscar Chen	Howard Park	Alexandre Cranshoff
oscar	Howard Kapustein	Alexander Trimble
Orakio	HorstKevin	Alexander Shvarts
OneFiercePuppy	Horst Jens	Alexander Napoli
Omri Bassewitsch Frenkel	Hope	Alexander Lyakhov
Omar - Weresheep of Ooo	Homer Turgeon	Alexander Krikun
Olmedo JimÃ©nez	Holst	Alexander J Bateman
Ollitown	Holst	Alexander Blomberg
Olli Huuhtanen	Holger Weber	Alexander A.
Olivier Hecquard	Holbrook	Alexander
Olivia Rose Peterson	hobotroid	Alex von Hochtritt
Oliver Röhrer	Hoa Le	Alex Tromba
Oliver Peltier	Hintzen	Alex Tinnion
Oliver Matthews	Hillert	Alex Stenlake
Oliver Luschnath	High Admiral Doji	Alex Stalker
Oliver Lorenz	Hexton	Alex Ries
Oliver Lind	Herman Duyker	Alex Podgoredsky
Oliver	Herb Khare	Alex Moffatt
Oleg Merkulov	Henry Kerschen	Alex Greenwood
Olavo Carvalho	Henrik Wester	Alex Edwards
Olaf Wiesner	Henrik Persson	Alex Donks
Ogerscherge	Henrik Abildhauge Andersen	Alex
Oerwinde	Henri Clinch	Aletheides
odintsaq	Henning Wackernagel	Aleksandar Belovski
Odhrean	Hely	Alec Anderson
Oddgeir Olberg	Heiden	Aldazar
Odd Arne Nygård	Healy	alcaray
Octonoo	Hazen	Albertsen
Obstein	Hay	Alberto Guiral
O. Amram	Hasslmaster	Albert Ricart Casadevall
Nyogtha	Hassan	Albert Ng
Nuss	Hartusch	Albert Lee
Nuno Assuncao	Hartney	Alard
Noved	Harley	Alan Webb
Norwyn Schultze	Harley	Alan Millard

NorseSin
nornagest
Norman Rechlin
Nonnast
NonceDrive
Noah Bast
njdbickhart
Njal
Niseg
Nino Dubin
NinjaDebugger
nilsterling
Nilsson
Nils Mueller
Nils Meissner
Nile Bernard
Nikolaus Sheehan
Niklas Lindén
Niklas Johansson
Nikita Booth
Niesig
Niels Christian Selchau-Mark
Nicolas Kokot
Nicolas Dufer
Nicolas Barbezat
Nicolas Ackad
Nicola Went
Nico Philipp
NickAragua
Nick P
Nick Osmond
Nick Magnum-Rowdower Maxwell
Nick Ireland
Nick Hanson
Nick Gyde
Nick Cross
Nick Caldwell
Nick
Nicholas Vitek
Nicholas Guttenberg
Nicholas Giranda
Nicholas
Nice Save
Niccolò Nerbini
Niall Smith
Niall Mulready
Nhikx
Nerym
Nephele
Neojade
Nemesix
Nelson
nelouse
Neljaba
Nekator

Harald Hellerud
Hap Perry
Hansen
Hans Kristian S Gustavsen
Hannes Rosner
Hankins
Hamilton
Haldur
Haiko Meyer
Hadley Shurmer
Haate
H. Jacob Seilo
GutiÃ©rrez
Gustavo Maldonado
Gustav Ålander
Gustafsson
gunnergoz
Gunnar Hogberg
Gundacker
Guinebault Fabrice
Guillermo Peral Fontova
Guillaume Menager
Guillaume Levesque
Guild
Guido Moonen
Guasch
Grzegorz Koczyk
Grunker
grofaz
Grobendonk
Grintch
Grigori Borta
Griffin McGuire
Greyson Smith
Greg Z
Greg Polander
Greg Deans
greenedr00l
Grayson Mitchell
Gravetho
Grant Chen
Grant Lindsay
Graham Starfelt
Graham Eaton
GraÅsa
Götz von Berlichingen
gorkomatic
Gordon Randall
Gordon Berg
Gor Tay

Alan How
Alan Edwards
Al
aknic74
AKASlaphappy
Ahti Tamm
Ahmann
Aerouge
AeKae
Adrienne
AdrianPr
Adrian Smith
Adrian Hunter
Adrián Hermida Camacho
Adrian
Aduali, Red Wizard of the Obsidian Order
Adams
Adam Woodings
Adam Retterath
Adam Norberg
Adam M.
Adam Luchjenbroers
Adam Doochin
Adam Delderfield
Adam Canning
Adam Bruno
Adam Boyce
Adam Blanch
adam
Adam
Aceman
Abreu
abeteo
Aaron Teich
Aaron Masters
Aaron Koch
aaron corff
Aaron Converse
Aaron Chan Wei Chuen
Aaron Byzantos
Aaron Alberg
Aaron
A
6apcyk
21stCenturyguy
☞☆RSF☆☞
☆Royal Artisan Dirk☆ - MGT470
(Usd)

LUCID DREAMERS
DEVELOPMENT



WASTELANDS
INTERACTIVE

Copyright © 2015 Wastelands Interactive. Name and logo of Wastelands Interactive, name and logo of WORLDS OF MAGIC are trademarks belonging to Wastelands Interactive. Name and logo of Lucid Dreamers Development are trademarks belonging to Lucid Dreamers Development. All rights reserved.