

PC  
DVD-ROM  
SOFTWARE

HD

DIGITAL  
HAPPINESS



DreadOut™

GAME MANUAL Ver. 2.0



**"WINNERS DON'T USE DRUGS"**

William S. Sessions, Director, FBI

## PRECAUTIONS

Avoid playing if you are tired or if you have not had enough sleep.  
Make sure that you are playing in a well-lit room by modifying the brightness of your screen.  
When you are playing a video game which can be connected to a screen, play at a safe distance from this television screen and as far away as the patch cable allows.  
Whilst playing the video game, have breaks of ten to fifteen minutes at one hour intervals.

## HEALTH WARNING

Some people are liable to epileptic seizures including, in some cases, losing consciousness at the sight, notably, of certain types of strong flashing lights: quick succession of images or repetition of simple geometric shapes, flashes or explosions. These people are prone to seizures when they play certain video games including such flashing lights, even though they do not have any medical history or have never been themselves subject to epileptic seizures. If you or a member of your family have already shown symptoms linked to epilepsy (seizure or loss of consciousness) in the presence of flashing lights, consult your doctor before playing such a video game. Parents must also pay particular attention to their children when they are playing video games. If you or your child show one of the following symptoms: dizziness, blurred vision, contraction of the eyes or muscles, disorientation, involuntary movement or convulsion, momentary loss of consciousness, you or your child must immediately stop playing and consult a doctor.

## PIRACY

Any unauthorised or partial reproduction of this product or trademarks is a crime. Hacking harms consumers, developers, publishers and the lawful distributors of this product. If you think that this product is an illegal copy or if you have information about pirated products, please contact our customer service.

You wouldn't steal an exploding car  
You wouldn't steal your best friend's wife  
You wouldn't steal a candy from an orphan  
Downloading pirated software is stealing.  
Stealing is against the law,  
Everytime you say you don't believe in the law, a fairy dies.

We are fine with YouTube monetization using recorded video material from this video game as long as the video is somehow related to the game (e.g. review, preview, a Let's Play, or some other similar type).

Also, it is allowed to use the music from the game in connection with videos related to our game.

However music used outside of videos of our game is not allowed.

Please mention the official website of the game in your video or in description.

**YouTube**

---

## A message from Linda

"Hello! How have you been?  
It's been a while since we've seen each other.

Thank you for all your support and faith in me.  
For beginners and seasoned veterans of our previous demo,  
you'll experience lots of excitement as our journey unfolds,  
this is going to be a lot of fun!

To help me survive this adventure, let's take a look at this manual.  
Keep positive and watch out for trouble!  
After all, we're in this together."

Linda ♥ you  
*Linda*  
Yours truly  
Linda Meilinda





## Table of Content

pg. 3	INTRODUCTION
pg. 4	INTRODUCING LINDA MEILINDA
pg. 6	WELCOME TO THE WORLD OF DreadOut
pg. 7	MEET THE CAST
pg. 8	SURVIVING IN DreadOut
pg. 12	THE GHOSTS OF DreadOut
pg. 15	LINDA'S NOTES & INVENTORY
pg. 17	GAME MENU & SCREEN LAYOUT
pg. 21	SYSTEM & PERFORMANCE
pg. 23	CONTROLLER MAPPING
pg. 25	CREDITS





---

## INTRODUCTION

To DreadOut Players :

Thank you for selecting DreadOut.  
We've been working very hard to make this game available for you.

A huge thanks to our families, friends, and fans who have supported us every step of the way.  
We couldn't have done it without you.

Hopefully you can enjoy DreadOut as much as we do.  
Spread the Fear, Have fun!

Best regards,  
Digital Happiness  
DreadOut Development team



# Introducing Linda Meilinda

Linda Meilinda is the main protagonist of this game. Her quest begins on a trip with her friends. A trip gone wrong. It is here that she will discover her extraordinary senses. As a forbidden power reveals itself, her best

## Supernatural Senses



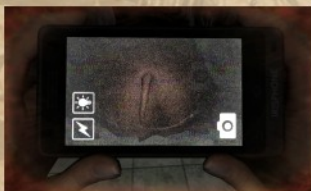
### Red Vignette

One of Linda's power is the ability to sense spiritual beings. When one is nearby, a red vignette will appear.



### Blue Vignette

Another gift of hers is the ability to sense things that might be of use to her. When a blue vignette appears, there is something to look for nearby, it can include items, articles, and hints for puzzles that need to be solved.



### Camera Glitch

While Linda is looking through her camera, a visual glitch might appear. This indicates that an enemy is within her attack range.

Name : Linda Meilinda

Age : 17

Zodiac : Taurus

Date of Birth : May 5th 1997

Blood Type : O

Linda is a strong-willed person with a contemplative personality.

Although she seems tough in the outside, her sensitivity is clearly noticeable.

She often place her friends' needs before her own.

She can be reckless at times, but her intuition usually pulls her through any obstacle she encounters.







# Welcome to the world of DreadOut



## Lingsir wengi

As twilight fades,  
sliramu tumeking sirno

so shall you wither.

**Ojo tangi nggonmu guling**

Dwell within your chamber,

**Awas jo ngetoro**

Conceal yourself,

**Aku lagi bang wingo wingo**

for my anger is immeasurable.

**Jin setan kang tak utusi**

The Djinnns and Demons I sent forth

**Dadyo sebarang**

my harbingers of death

**Wojo lelayu sebet**

Shall reap your soul!





## MEET THE CAST

---

---


### **Ms. Mariska Gandasmita**

Siska comes from a wealthy family. She followed her teaching vocation out of passion, and it shows. Many of her students rely on her for counseling and wisdom.



### **Shelly Angelia**

Shelly is the prized cheerleader of her school. A kind hearted girl with a good dose of perkiness. Which can be annoying at



### **Doni Maulana**

Doni is the captain of his school basketball team. He likes to show his tough side a lot more than needed. He is also Shelly's brother-in-law.



### **Shakira Irawati**

Ira is Linda's best friend. She is a very caring person. Though shy and withdrawn, she always enjoys a



### **Yayan**

Yayan is the whiz-kid in science and math. He is equally known for his friendship and harsh criticism.





# Surviving in DreadOut


The world of DreadOut is a very harsh environment. Most of the spiritual beings Linda will encounter can endanger her life.

## Linda's Movement & Controls



Press **A S W D** to walk   Hold **SHIFT** to Run   Press **E** to Interact



Move your  to look around

### Pro Tip :

Linda's stamina can be depleted from overexertion. Consider taking short breaks from running before Linda starts panting.





# Surviving in DreadOut


The world of DreadOut is a very harsh environment. Most of the spiritual beings Linda will encounter can endanger her life.

## Using Irisphone




Press **F** to activate camera flashlight



click  to enter 1st person camera view




click  to take a picture


## Using DSLR




Press **F** to activate flash features for lights up your surrounding



click  to enter 1st person camera view

scroll  to use zooming features



click  to take a picture

### Pro Tip :

Press **Q** to quick select your equipment between Irisphone and DSLR





---

# Linda's Conditions

Linda will encounter different types of damage. Some ghosts can hurt Linda physically, mentally or both.

## Linda's Damage

---



Mentally Damaged



Physically Damaged



Defeat

## Linda's Stance

---



Normal stance, everything is under control .. For now.



When Linda's Red vignette is active, She will move in a more careful stance.

## Health Screen

---

Linda's health is represented by this screen. The more distinct the grayscale color is on the screen, the closer Linda is going to be sent to Limbo





---

# Limbo

Limbo in DreadOut represents Linda's subconscious state. Linda must take a trip through the light to return to the realm of the living. Semi-useful tips and tricks can be viewed in Limbo, if you observe

## Limbo Journey

---



The more frequent Linda visits Limbo, the farther the distance will be for her to reach the exit.

Collecting certain items might reduce the length drastically.



# The Ghosts of DreadOut

in DreadOut, most ghosts can only be seen through Linda's Camera.

However, some can show themselves directly.

It depends on how hostile and how powerful the ghosts are.

## Supernatural Manifestations



This type of ghost is not hostile ... perhaps.



This type of ghost is stronger. Therefore it can manifest itself directly.



Some type of ghosts can only be defeated by collecting certain type of



### Pro Tip :

When Linda encounters a hostile ghost, make sure you find its weakness through the camera.

---

## Through Linda's Camera



Switching to 1st person camera mode is essential in this game, With it, Linda can see invisible ghosts and discover a weakness on others.

Linda can also reveal hidden passages or solve puzzles.

Make sure to switch to camera mode frequently. Especially when something feels out of place.

### Ghost Weakness

Certain ghosts can only be defeated through procedural techniques which can reveal their weak spots.







3rd person view



1st person camera view might show an enemy's weakness.

## Puzzles

Most of the puzzles in DreadOut can only be solved through Linda's camera view. There are different types of puzzles in this game, make sure you pay attention to details such as sound, unconventional objects, etc. Here is an example :



A puzzle showing two colors of candles. Only the blue ones



Highlighting and snapping both the blue and red candles with the camera will not achieve any result.



When highlighting all blue candles in the area, snapping them will solve the puzzle.

### Pro Tip :

When facing despair. Google can be your friend.







# Linda's Notes & Inventory

Linda's bag can contain a small inventory of items. She can keep track of her progress in this adventure through her journal.

## Objectives

Linda's objective will be updated automatically through her journal after achieving a certain progress.

You can check her notes to keep track of her



## Items

Some items, when collected, can upgrade Linda's ability or trigger the appearance of a secret boss



## Documents

Documents scattered around town can show glimpses of past events.



## Ghostpedia

An encyclopedia containing info information about the ghosts of DreadOut



### Pro Tip :

[●] A blinking white dot on the top right of the

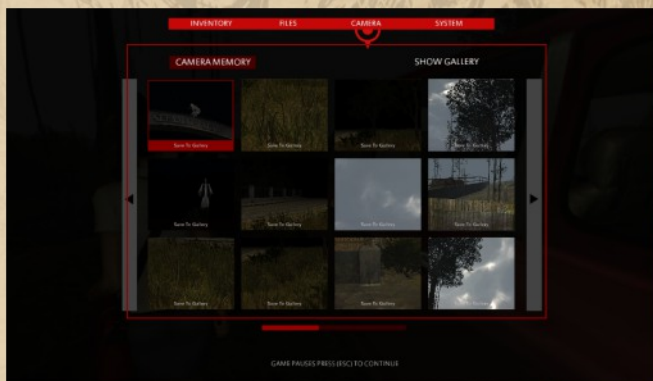


## Gallery

Everything Linda snaps with her camera will be stored here. Unfortunately, due to a limitation on the IrisPhone, it can only store 30 images at any given time.

The first picture taken will be replaced by the last when the phone memory is over quota.

Make sure to save your favorite images to the gallery before they are overwritten.



You can use the middle mouse button to scroll through the images inside the gallery.



### Pro Tip :

Please read the IrisPhone manual to know its specific limitation about saving images.





# Game Menu & Screen Layout

This section describes in detail the game menu and screen layout.



## New Game

Starts a new game from the beginning.



## Load Game

Load a selected save data slot and continue your previous game.



## Gallery

Shows saved pictures captured within the game.



## Settings

Sets your game preferences such as sound, graphic settings, and experience setting.



## Credits

DreadOut credits.



## How to Play


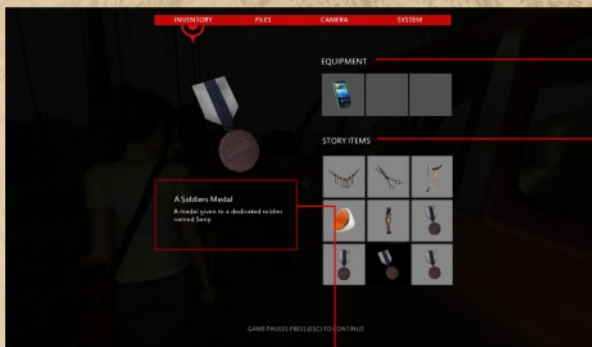
Displays the how-to-play guide.

## Exit Game

Return to the world of the living.

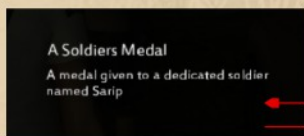


# Inventory



## Linda's Equipment

Linda's arsenal. This section shows the devices Linda can use to defeat the ghosts of DreadOut.



## Item Description

Shows a detailed description on items Linda has found.



## Items

Shows items collected by Linda during gameplay.



## Files



## Documents

This page shows various documents collected by Linda throughout the game.



## Linda's Notes

Linda's journal will be updated automatically at certain points during gameplay.



## Ghostpedia

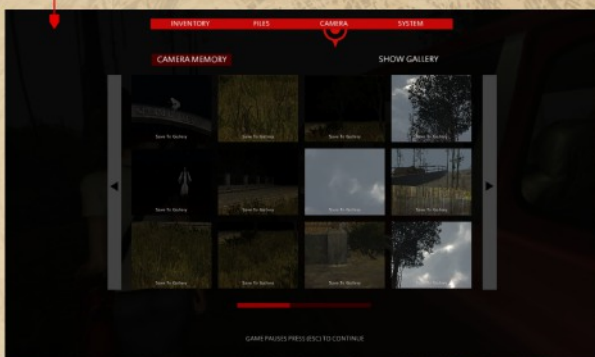
The Ghostpedia contains information and lore regarding to the ghosts captured on camera.

## Get Info

Click this button to receive detailed information pertaining to articles related to the image.



## Camera



### Show Gallery

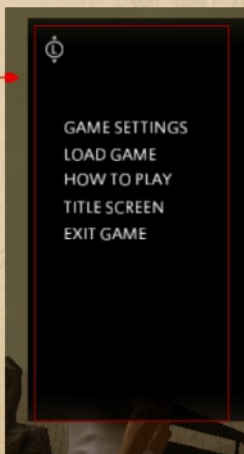
The gallery contains images you've saved manually from the camera memory.

### Camera Memory

Everything captured by Linda with her phone are stored here.

## System

This is where you can access various gameplay performance tweaks, such as graphic and sound options.



### Game Settings

For tweaking your gameplay performance, such as graphic and sound options

### Save / Load Game

Save and load game

### Title Screen

Exit to main title screen

### Exit Game



# System & Performance

## System Requirement

---

### [PC System Requirements]

Minimum :

OS: Windows 7 / 8

Processor: Intel Dual-Core 2.4 GHz or AMD Dual-Core Athlon 2.5 GHz

Memory: 2 GB RAM Graphics: NVIDIA GeForce 8800GT or AMD Radeon HD 3830  
or Intel HD Graphics 4000, 512 MB VRAM DirectX: Version 9.0c

Hard Drive: 5 GB available space Sound Card: DirectX Compatible

**Recommended:**

**OS: Windows 7 / 8 - 64 bits**

**Processor: Intel Core i5-2300 or AMD Phenom II X4 940 or better**

**Memory: 8 GB RAM Graphics: NVIDIA GeForce GTX 550 or AMD Radeon  
HD 7750 with 1 GB VRAM or better DirectX: Version 11**

**Hard Drive: 10 GB available space Sound Card: DirectX Compatible**

### [Mac System Requirements]

Minimum: OS: OSX 10.7 Lion Processor: Intel CPU only Memory: 4 GB RAM Graphics:  
Intel HD Graphics 4000 with 512 MB VRAM Hard Drive: 5 GB available space Sound  
Card: OSX Standard

**Recommended: OS: OSX 10.9 Mavericks Processor: Intel CPU only Memory: 8  
GB RAM Graphics: Intel HD Graphics 4000 with 1 GB VRAM Hard Drive: 10 GB  
available space Sound Card: OSX Standard**

### [Linux System Requirements]

Minimum: OS: Ubuntu 12.10 Processor: Intel Dual-Core 2.4 GHz or AMD Dual-Core  
Athlon 2.5 GHz Memory: 4 GB RAM Graphics: NVIDIA GeForce 8800GT or AMD  
Radeon HD 3830 or Intel HD Graphics 4000 with 512 MB VRAM Hard Drive: 5 GB  
available space Sound Card: OSS Compatible

**Recommended: OS: Ubuntu 13.10 Processor: Intel Core i5-2300 or AMD  
Phenom II X4 940 or better Memory: 8 GB RAM Graphics: NVIDIA GeForce GTX  
550 or AMD Radeon HD 7750 with 1 GB VRAM or better Hard Drive: 10 GB  
available space Sound Card: OSS Compatible**



---

## Performance Tips

- Make sure you meet the minimum system requirements for this game and that you have the latest drivers for your video card and sound card installed:
- For NVIDIA video cards, visit [www.nvidia.com](http://www.nvidia.com) to locate and download them.
- For ATI video cards, visit [www.ati.amd.com](http://www.ati.amd.com) to locate and download them.
- If the game is running slowly, try reducing the quality of some of the video and sound settings from the game's options menu. Reducing the screen resolution can often improve performance.
- For optimum performance when playing, you may like to disable other background tasks (except the DreadOut and Steam application, if applicable) running in Windows.
- To avoid poor performance during Internet play, be sure that you close any file sharing, streaming audio, or chat programs prior to entering gameplay. These applications can monopolize your connection's bandwidth, causing lag or other undesirable effects.





# Controller Mapping

## Steam Controller



## Xbox Controller



---

## Notes

---

---

---

---

---

---

---

---

---

---

---

---

---



## Credits

### Digital Happiness

<b>Game Producer</b> Rachmad Imron	<b>Tester</b> Andre Agam Adhika Nugraha Jesika Tukiyeem
<b>Game Director</b> Vadi Variadi Buchari	<b>Additional 2d Artist</b> Prima Bardin Aditia Wardhana
<b>Production Art Manager</b> Sukmadi Rafiuddin	<b>Community Manager</b> Adi Dharna NIR
<b>Associate Producer</b> Dwi Arief Irawan	<b>Additional Community Assistant</b> Firman Sasongko
<b>Managing Director</b> Dito Suwardita	<b>Additional Graphic Design</b> Muhammad Gifran Asri
<b>Director of Legal</b> Tinton Ahmad	<b>Finance &amp; Administration</b> Henny Rahmawati
<b>Director of Marketing</b> Mega Dirgantara	<b>IT Support &amp; Technician</b> Geri Ginanjar S Ibnu
<b>Designer</b> Rendy Fajar Basuki	<b>Catering</b> Rukiyati
<b>Lead Engineer</b> Erwin PS	<b>Office boy</b> Egi Rama Putra
<b>Lead Programmer</b> Tri Sulistiono	<b>US Localization Director   Voice Talent Coordinator</b> Amber Lee Connors
<b>Programmer</b> Gilang Ridzwanda Esthian Gitarana Buddy Ghazali Arief Raditya Budi Prakosa	<b>US Voice over</b> Shakira Irawati - Amber Lee Connor Shelly Angelia - Jill Harris Nn. Mariska Gandasasmita - Dahliya Lynn Yayan - Justin Briner Doni Maulana - River Kanoff
<b>Script &amp; Copywriter</b> Amiruddin Mastura	<b>Indonesia Voice over</b> Sulung - Risa Saraswati
<b>Additional Story board &amp; Texture Artist</b> Yogo Irawan Muhammad Fadli	<b>Ira Voice over video mockup support</b> Yolanda Widiana Santi
<b>Sound Designer</b> Adhitya Sulistia Wibisana	<b>Ghost Voice</b> Curtis Arnott Scott T. Frerichs Nick Landis Zach Holzman Amanda Gonzalez Natalie Van Sistine Mike Quarrato Kimlinh Tran Kyle Hebert Sarah Williams Amber Lee Connor
<b>Music Illustration</b> Pratama Kusuma Putra	<b>Additional English Proof reading support :</b> Blake Horsfield Michael J. Quarrato
<b>Audio Pre-production</b> Infinite-lab	<b>Spanish Localization</b> Alberto Anioarte R.
<b>3d Modeling</b> Muhammad Riskan Amarulloh	<b>German Localization</b> Michael Herzog
<b>Additional 3d Modeling</b> Fikki fauzi Filiberto Tobing Andy Mahardika	<b>Italian Localization</b> Andrea Luciano Damico (MoonCreative) Andrea Chiarello (MoonCreative)
<b>3d Animator</b> Trisman Kurniawan	
<b>Additional 3d Animator</b> Dira Augusta Chita Anindia Adhicipta R. Wirawan (Mechanimotion) Ahmad Rifai (Mechanimotion) Charles D. Ardian (Mechanimotion) Yusuf Umar (Mechanimotion)	
<b>Lead Tester</b> Rivaldi Rahman	



---

# Support

If you encounter a problem during the game or need technical support  
you can contact us here :

[Support@dreadout.com](mailto:Support@dreadout.com)



dreadout dreadoutgame dreadoutgame dreadoutgame

If you want to send us a gift or just wanted to say hello to Linda,  
feel free to make an appointment with us.

Digital Happiness  
PT Digital Semantika Indonesia  
Address : Biologi no 22  
Bandung 40191  
West Java  
Indonesia

Ph/fax : 62.22.2501463  
skype : digitalhappiness  
[contact@digitalhappiness.net](mailto:contact@digitalhappiness.net)

[www.digitalhappiness.net](http://www.digitalhappiness.net)  
[www.dreadout.com](http://www.dreadout.com)

