

WARHAMMER
40,000

SPACE MARINE



**INSTRUCTION
MANUAL**

THQ

⚠ Important Health Warning About Playing Video Games

Photosensitive Seizures

A very small percentage of people may experience a seizure when exposed to certain visual images, including flashing lights or patterns that may appear in video games. Even people who have no history of seizures or epilepsy may have an undiagnosed condition that can cause these "photosensitive epileptic seizures" while watching video games.

These seizures may have a variety of symptoms, including lightheadedness, altered vision, eye or face twitching, jerking or shaking of arms or legs, disorientation, confusion, or momentary loss of awareness. Seizures may also cause loss of consciousness or convulsions that can lead to injury from falling down or striking nearby objects.

Immediately stop playing and consult a doctor if you experience any of these symptoms. Parents should watch for or ask their children about the above symptoms—children and teenagers are more likely than adults to experience these seizures. The risk of photosensitive epileptic seizures may be reduced by taking the following precautions: Sit farther from the screen; use a smaller screen; play in a well-lit room; and do not play when you are drowsy or fatigued.

If you or any of your relatives have a history of seizures or epilepsy, consult a doctor before playing.

PEGI ratings and guidance applicable within PEGI markets only.

What is the PEGI System?

The PEGI age-rating system protects minors from games unsuitable for their particular age group. PLEASE NOTE it is not a guide to gaming difficulty. Comprising two parts, PEGI allows parents and those purchasing games for children to make an informed choice appropriate to the age of the intended player. The first part is an age rating:



The second is icons indicating the type of content in the game. Depending on the game, there may be a number of such icons. The age-rating of the game reflects the intensity of this content. The icons are:



For further information visit <http://www.pegi.info> and pegionline.eu

SPACE MARINE

CONTENTS

GAME CONTROLS	2
COMBOS	3
STORY	4
MAIN MENU	5
GAME SCREEN.....	6
PAUSE MENU.....	6
OPTIONS	7
DIFFICULTY SELECTION.....	7
MULTIPLAYER.....	8
MULTIPLAYER CUSTOMIZER.....	9
WEAPONS.....	9
EXPERIENCE POINTS, LEVELS, & PERKS	11
INSTALLATION INSTRUCTIONS.....	12
LICENCE AGREEMENT	16
LIMITED WARRANTY	16
CUSTOMER SUPPORT	17

Powered by
Wwise
audio pipeline solution



Warhammer 40,000: Space Marine – Copyright © Games Workshop Limited 2011. Space Marine, the Space Marine logo, GW, Games Workshop, the Games Workshop logo, 40K, Warhammer, Warhammer 40,000, Warhammer 40,000 Device, 40,000, the Double-headed Eagle device and all associated marks, logos, places, names, creatures, races and race insignia/devices/logos/symbols, vehicles, locations, weapons, units and unit insignia, characters, products, illustrations and images from the Space Marine game and the Warhammer 40,000 universe are either ©, TM and/or © Games Workshop Ltd 2000-2011, variably registered in the UK and other countries around the world, and used under license. All Rights Reserved. Developed by Relic Entertainment. Uses Scaleform Gfx © 2011 Scaleform Corporation. All rights reserved. Wwise © 2006-2009 Audiokinetic Inc. All rights reserved. AMD, the AMD Arrow logo, ATI, the ATI logo, AMD Athlon, Radeon and combinations thereof are trademarks of Advanced Micro Devices, Inc. THQ, Relic Entertainment and their respective logos are trademarks and/or registered trademarks of THQ Inc. All rights reserved. All other trademarks, logos and copyrights are the property of their respective owners.






GAME CONTROLS

MOVEMENT	PRIMARY	SECONDARY
Move Forward		Up
Move Backward		Down
Strafe Left		Left
Strafe Right		Right
Sprint	L 	
Evade / Jump Pack		
COMBAT	PRIMARY	SECONDARY
Fire	Mouse 1	
Reload / Vent		
Aim		
Aim Toggle	Mouse 3	
Zoom Cycle		
Grenade		
Strike	Mouse 2	
Stun / Alt Strike		
Fury Mode		
MISCELLANEOUS	PRIMARY	SECONDARY
Main Weapon 1		
Main Weapon 2		
Main Weapon 3		
Main Weapon 4		
Next Weapon	Mouse Wheel Down	
Previous Weapon	Mouse Wheel Up	
Multiplayer Scoreboard		
Use / Execute		







COMBOS





COMBAT KNIFE

Mouse 2	Slash x1: light damage and fury gain
Mouse 2, Mouse 2	Slash x2: light damage and fury gain
Mouse 2, Mouse 2, Mouse 2	Heavy Stab x1: single target, large damage
	Backhand: Interrupt – single target
Mouse 2, 	Kick: Interrupt – narrow wedge area attack
Mouse 2, Mouse 2, 	Shoulder Bash: Interrupt – wide wedge area attack

CHAINWORD

Mouse 2	Slash x1: light damage and fury gain
Mouse 2, Mouse 2	Slash x2: light damage and fury gain
Mouse 2, Mouse 2, Mouse 2	Slash x3: medium damage and fury gain
Mouse 2, Mouse 2, Mouse 2, Mouse 2	Slash x4: heavy damage and fury gain
	Backhand: Interrupt – single target
Mouse 2, 	Kick: Interrupt – narrow wedge area attack
Mouse 2, Mouse 2, 	Shoulder Bash: Interrupt – wide wedge area attack
Mouse 2, Mouse 2, Mouse 2, 	Big Stomp: Interrupt – area of effect sphere




POWERAXE

Mouse 2	Slash x1: light damage and fury gain
Mouse 2, Mouse 2	Slash x2: medium damage and fury gain
Mouse 2, Mouse 2, Mouse 2	Slash x3: medium damage and fury gain
Mouse 2, Mouse 2, Mouse 2, Mouse 2	Slash x4: heavy damage and fury gain
	Backhand: Interrupt – single target
Mouse 2, 	Kick: Interrupt – narrow wedge area attack
Mouse 2, Mouse 2, 	Shoulder Bash: Interrupt – wide wedge area attack
Mouse 2, Mouse 2, Mouse 2, 	Overhead Smash: Interrupt – area of effect sphere



COMBOS CONTINUED

THUNDERHAMMER

Mouse 2	Swing x1: heavy damage and fury gain
Mouse 2, Mouse 2	Swing x2: heavy damage and fury gain
Mouse 2, Mouse 2, Mouse 2	Swing x3: heavy damage and fury gain
	Hammer Bash: Interrupt – narrow wedge area attack
Mouse 2, 	Stunning Swing: Interrupt – wide wedge area attack
Mouse 2, Mouse 2, 	Thunder Smash: Ultimate – AoE, mega damage

STORY

It is the 41st Millennium, and there is only war. The enemies of man, including the savage and bloodthirsty Orks and other dark and dangerous forces, wage constant war against the descendants of Earth, seeking to end their very existence. But there exists a single force that holds back these dark alien hordes. The enemies of mankind fear many things, but the one thing that they fear above all else is the wrath of the Space Marines, the Angels of Death. Formed into chapters of a thousand Space Marines each, they are all that prevents humanity's total annihilation.

Now, a millions-strong Ork horde has invaded an Imperial Forge World, one of the planet-sized factories that produces the war machines for humanity's never-ending battle for survival. Losing this planet is not an option, but a darker and far more evil threat is lurking in the shadows of this world.

With an Imperial liberation fleet en-route, the Ultramarines are sent in to hold key locations until reinforcements arrive. Captain Titus and a squad of Ultramarines veterans must use the weapons of the Imperium to recapture the forge world from the invading forces.



MAIN MENU

CAMPAIGN

Start a new single player campaign, resume your campaign, or replay missions already unlocked. Space Marine utilises a checkpoint save system to automatically save your progress.

ONLINE

Customise your character's armour, weapons, and perks and compete with other Space Marine players in multiplayer battles across different game modes.

PUBLIC GAME

Join a Seize Ground or Annihilation game via Steam's matchmaking service.

PRIVATE GAME

Create a customised match and modify default game settings such as Respawn timers, Match time limits, Friendly Fire, and if Perks are allowed.

CUSTOMIZER

Choose your weapons, equipment and Perks and modify your armour, colours, and badges.

LEADERBOARDS

View your performance across the multiplayer game modes and compare your stats against your friends'.

CHALLENGES

View your progress across the armour and weapon-specific challenges. Armour challenges unlock new armour pieces for the Customizer, and weapon challenges unlock weapon Perks.

OPTIONS


Customise your settings. For more information, please see the Options section on page 7.

CREDITS

View the credits for the game.



GAME SCREEN



1. **Armour** – Displays your current Armour. Your Armour recharges quickly outside of combat.
2. **Health** – Displays your current Health. Health recharges slowly outside of combat and can be regained with enemy executions.
3. **Fury** – When the Fury metre is full, trigger Fury Mode by clicking both controller sticks at once.
4. **Grenades** – Displays how many grenades you have available.
5. **Ammo** – Shows the total amount of ammo you have left for your currently equipped weapon.
6. **Magazine metre** – Shows how much ammo is left in the magazine of the currently equipped weapon.
7. **Weapon Icon** – Displays your currently equipped weapon.
8. **Weapon Reticule** – Use the reticule to aim your current weapon. Note that each weapon's reticule reflects properties of that individual weapon.
9. **Weapon Selector** – Shows what weapons you can equip.

PAUSE MENU

AUDIO LOGS – Replay any of the audio logs you have collected to learn more about the invasion of Forge World Graia.

OPTIONS – Customise your settings. For more information, please see the Options section on page 7.

RESTART CHECKPOINT – Restart the current mission from the most recent checkpoint.

QUIT MISSION – Quit the mission and return to the main menu.



OPTIONS

GAMEPLAY

Horizontal Sensitivity – Adjust the sensitivity when moving the camera left and right.

Vertical Sensitivity – Adjust the sensitivity when moving the camera up and down.

Look Inversion – Choose Normal or Inverted Y axis controls.

Mouse Smoothing – Turn Mouse Smoothing on or off.

Gamepad Support – Enable/Disable Xbox 360 Controller Support.

VIDEO

Gamma – Adjust the overall gamma levels for the game.

Brightness – Adjust the brightness levels. Follow the on-screen instructions to determine the optimal brightness setting for your monitor.

Resolution – Modify the video resolution and aspect ratios that the game will run at.

AUDIO

Speech Volume – Adjust the volume for character voices.

Master Sound Volume – Set the overall volume level for the game.

Music Volume – Adjust the volume for music.

Sound Effects Volume – Adjust the volume for sound effects.

Audio Subtitles – Enable or disable subtitles in the game.

KEYBOARD/MOUSE

Adjust mouse and keyboard command bindings.

DIFFICULTY SELECTION

Selecting the right level of difficulty will help ensure you have the best experience of Space Marine.



Easy – Enemies will do less damage to you and attack less often. Select this if you are new to action and shooter games. You will rarely die.



Normal – Enemies will do full damage to you and be very aggressive. Expect encounters to be challenging. You will die occasionally.



Hard – Enemies will inflict increased damage and will do everything they can to annihilate you. You will need to use all the tools at your disposal to win. You will die often.



MULTIPLAYER



1. **Team Score** – Current progress towards score limit.
2. **Objectives Captured** – Displays who controls each objective.

MULTIPLAYER CLASSES – In Multiplayer you play as one of three different classes each with their own unique play style.

1. **Tactical/Chaos Space Marine** – The Tactical Space Marine and Chaos Space Marine strike a balance between Ranged Combat and Close Combat. They can choose from the widest selection of weapons and perks in the game.
2. **Assault/Raptor** – The Assault Marine and Chaos Raptor are experts in close combat. Their jump packs allow them to quickly move around the battlefield and perform a devastating ground pound attack from the air.
3. **Devastator/Havoc** – The Devastator and Chaos Havoc are experts in ranged combat and are the only classes that can wield the most devastating heavy weaponry. Each of these heavy weapons has its own powerful alternate fire mode, such as a deadly charged shot or a braced stance allowing for rapid fire.

GAME MODES

1. **SEIZE GROUND** – Each team fights to control a series of objectives. Earn points as long as your team holds the objectives. The match is over when one team reaches the score limit.
2. **ANNIHILATION** – The objective here is simple. Score points by killing the enemy more times than they kill you. Claim victory by being the first team to reach the score limit before time expires or having the highest score when time expires.



MULTIPLAYER CUSTOMIZER

The Customizer lets you modify not only your weapons and equipment, but also the visual look of your character

EDIT LOADOUTS – Customise the default loadouts for each of the three standard classes or create up to six custom loadouts. For each loadout you can change weapons, special equipment and Perks. For custom loadouts, you may also select the class you wish to modify.

EDIT APPEARANCE – Customise the visual appearance of your Space Marine and Chaos Space Marine in multiplayer. Select a predefined Chapter/Warband scheme, or modify your armour pieces and armour colours individually to create your own unique look.

WEAPONS

BOLT PISTOL – A handheld sidearm version of the bolter that is typically wielded alongside the chainsword.

BOLTER – The standard assault weapon that fires small missiles, or 'bolts'. Each self-propelled bolt contains an explosive charge that detonates once it has penetrated the target, blowing it apart from the inside.

STORM BOLTER – A double barrelled bolter meant for heavy assaults that is capable of a very high rate of fire, without loss in manoeuvrability.

STALKER BOLTER/DAEMON EYE BOLTER – A semi-automatic bolter upgraded with enhanced targeting arrays that is deadly at medium to long range.

PLASMA PISTOL – A handheld sidearm version of the Plasma Gun typically wielded with a close assault weapon. Each shot from a plasma pistol contains the same destructive fury as the larger Plasma Gun, but with reduced range and rate of fire.

PLASMA GUN – A two handed rifle that fires pulses of superheated ionised gas towards the enemy that detonate with the power of a small sun. While extremely effective at melting through enemy armour, the plasma gun is also prone to building up dangerous levels of heat that must be vented.

MELTA GUN – A lethal short-range weapon that fires an area of effect cone of superheated concussive force. Any enemy caught within the blast radius will be severely damaged. Highly pressurised gases are pumped into the firing chamber. The more charges loaded, the more powerful the blast when the weapon fires.

GRAIA-PATTERN VENGEANCE LAUNCHER – An experimental weapon being produced on the Forge World by the Adeptus Mechanicus capable of firing up to five explosive devices that will stick to any surface. These explosive devices can be detonated individually or all at once.

COMBAT KNIFE – The standard melee weapon for Tactical Marines and Chaos Space Marines.



WEAPONS CONTINUED

ASSAULT AND RAPTOR ONLY

CHAINSWORD – The standard melee weapon for Assault Marines and Chaos Raptors, capable of slicing through armour, flesh, and bone.

POWER AXE / CHAIN AXE – A more powerful melee weapon that trades some of the speed of the Chainsword for additional damage that can cut through enemies and most physical matter.

THUNDER HAMMER / DAEMON MAUL – An extremely powerful, but slow melee weapon that kills most opponents in a single blow.

DEVASTATOR AND HAVOC ONLY

HEAVY BOLTER – A heavy support version of the bolter, generally used for anti-infantry and fire support. It fires a bolter round considerably larger than the standard bolter, and is capable of tearing through the thickest armour. Its alternate fire mode is a braced stance that grants increased rate of fire at the cost of mobility.

LASCANNON – One of the most destructive long range weapons available, the Lascannon is capable of instantly killing the most heavily armoured enemy unit, along with penetrating most vehicle armour. While extremely powerful it must recharge after every shot and is therefore most suited to sniping enemy vehicles and other high profile units, such as enemy commanders. Its alternate fire mode is a slow-but-devastating charged shot.

PLASMA CANNON – A heavy support version of the Plasma Gun that fires volleys of explosive plasma pulses. Its alternate fire mode is powerful charged shot with a substantial blast radius. Enemies caught within the blast radius of a charged shot will continue to take damage from burning plasma residue.



EXPERIENCE POINTS, LEVELS, & PERKS

There are several ways to earn experience points (XP) while playing a multiplayer game. Killing enemies, assisting with kills and capturing or freeing objectives in Seize Ground are the most common. But there are other ways to gather experience:

SKILL BONUSES – Headshots, kill streaks, and even shooting an opposing Assault/Raptor Marine out of mid-air will award extra points. There are several ways to earn skill bonuses, so try to find them all.

CHALLENGES – Complete Weapon and Armour challenges to unlock huge XP rewards.

TEAM PLAY – Assisting with kills, capturing points, and being part of a winning team will all earn you valuable XP rewards.

There are 40 levels to complete in Multiplayer. Get to the 41st level to unlock a special set of armour for both Space Marines and Chaos Space Marines.

Equip Perks in the Customizer Screen to tailor your Marine to your play style. There are two different types of Perks, and only two individual perks can be equipped at any time.

CLASS PERKS – Earn class perks by gaining levels during multiplayer games. Class perks effect your character's base behaviour, such as improving his armour regeneration rate, or allowing him to take more Special Equipment.

WEAPON PERKS – Earn weapon perks by completing challenges unique to that weapon. Weapon perks effect your weapon's base behaviour, such as improving the firing rate or increasing the starting ammo.

Combine perks to create a loadout that complements your favourite play style.



INSTALLATION INSTRUCTIONS

Boxed Copy Installation

If you purchased a boxed copy of Warhammer 40,000: Space Marine, insert the DVD-ROM into your drive. Select your language, and then install the game. You will be prompted during the installation to install Steam if you do not yet have it installed, and then it will ask you to login to your Steam account. Follow the onscreen instructions to finish the installation. You must be connected to the Internet during this initial installation process.

If prompted for your Product Key, please note it is located on the back of the manual cover.

Steam Installation

For purchases of Warhammer 40,000: Space Marine through Steam's online storefront, the game will automatically appear in your Games list. Click on the Warhammer 40,000: Space Marine title to bring up the game page.

Click on the Install button at the top of the page to begin installation.

You can also choose to add a box copy of Warhammer 40,000: Space Marine purchased through a store to your Steam account. From the Games menu, click on "Activate a Product on Steam..." and agree to the Terms of Service. Enter your product key into the provided line and click on Next. You can now download and play your copy of Warhammer 40,000: Space Marine as if you had purchased it directly from within Steam.

DIRECTX 9 REQUIRED

You are required to have DirectX version 9.0c (included on the installation disc) or later to play Warhammer 40,000: Space Marine.

TROUBLESHOOTING

Please refer to the Readme file in your installed game directory for the latest information regarding troubleshooting and technical support.



NOTES



TM

ULTRAMARINES

A WARHAMMER 40,000 MOVIE



Enter this promotional code at check-out

UM40K01&THQ

SPECIAL OFFER FOR SPACE MARINE FANS

15% off all orders*

THE MOVIE IS AVAILABLE ON



DIGITAL
DOWNLOAD

ultramarinesthemovie.com



*Terms and conditions apply. Offer valid until 02-29-2012.

Ultramarines: A Warhammer 40,000 Movie © 2009-2010 Games Workshop, the Games Workshop logo, Space Marine, Ultramarines, 40K, Warhammer, 40,000, Warhammer 40,000 Device, the Double-Headed Eagle device and all associated marks, logos, names, characters, races and race insignia/devices/logos/symbols, vehicles, locations, weapons, units and unit insignia, characters, products, illustrations and images from the Ultramarines movie and the Warhammer 40,000 universe are either ®, ™ and/or © Games Workshop Ltd 2000-2010, variably registered in the UK and other countries around the world, and used under license. All rights reserved.

DEATHWATCH™

Prepare for a lifetime of adventure as you take on the mantle of the devout, bio-engineered super-soldiers known as Space Marines. In the *Deathwatch* Roleplaying Game, you will join an elite warrior brotherhood to face hostile aliens and foul daemons in the Jericho Reach.

YOU SHALL KNOW NO FEAR!

Deathwatch / DW01



LICENCE AGREEMENT

Your use of the file is evidence of your agreement to be bound by the terms

- 1. OWNERSHIP.** The Software is and shall remain a proprietary product of THQ and its suppliers. THQ and its suppliers shall retain ownership of all patents, copyrights, trademarks, trade names, trade secrets and other proprietary rights relating to or residing in the software. Except as provided in section 2, you shall have no right, title or interest in or to the Software. The Software is licenced, not sold, to you for use only under the terms of this Agreement. If you agree to be bound by all of the terms of this Agreement, you will only own the media on which the Software has been provided and not the Software itself.
- 2. GRANT OF LICENCE.** THQ grants you a non-exclusive, non-transferable right to use one copy of the Software in the country in which you acquired the Software for your own personal use. All other rights are expressly reserved by THQ. You may not: (a) install the Software on multiple computers, timeshare the Software, or make it available to multiple persons, (b) reverse-engineer or decompile the Software, or (c) export the Software. You may make one copy of the Software solely for purposes of having a backup copy, provided that you reproduce on that copy all copyright notices and any other confidentiality or proprietary legends that are on the original copy of the Software. You understand that THQ or its suppliers may update the Software at any time and in doing so incurs no obligation to furnish such updates to you pursuant to this Agreement.
- 3. LIMITED WARRANTY.** THQ (UK) LIMITED warrants to the original purchaser of this THQ (UK) LIMITED product that the medium on which the computer program is recorded is free from defects in materials and workmanship for a period of ninety (90) days from the date of purchase. This THQ (UK) LIMITED software is sold "as is", without express or implied warranty of any kind resulting from use of this program. THQ (UK) LIMITED agrees for a period of ninety (90) days to either repair or replace, at its option, free of charge, any THQ (UK) LIMITED product, postage paid, with proof of purchase, at its Customer Service centre. Replacement of this Game Disc, free of charge to the original purchaser is the full extent of our liability. Please mail to THQ (UK) LIMITED, Ground Floor; Block A, Dukes Court, Duke Street, Woking, Surrey, GU21 5BH. Please allow 28 days from dispatch for return of your Game Disc. This warranty is not applicable to normal wear and tear. This warranty shall not be applicable and shall be void if the defect in the THQ (UK) LIMITED product has arisen through abuse, unreasonable use, mistreatment or neglect. THIS WARRANTY IS IN LIEU OF ALL OTHER WARRANTIES AND NO OTHER REPRESENTATIONS OR CLAIMS OF ANY NATURE SHALL BE BINDING OR OBLIGATE THQ (UK) LIMITED. ANY IMPLIED WARRANTIES OF APPLICABILITY TO THIS SOFTWARE PRODUCT, INCLUDING WARRANTIES OF MERCHANTABILITY AND FITNESS FOR A PARTICULAR PURPOSE, ARE LIMITED TO THE NINETY (90) DAY PERIOD DESCRIBED ABOVE. IN NO EVENT WILL THQ (UK) LIMITED BE LIABLE FOR ANY SPECIAL, INCIDENTAL OR CONSEQUENTIAL DAMAGES RESULTING FROM POSSESSION, USE OR MALFUNCTION OF THIS THQ (UK) LIMITED PRODUCT. THIS IN NO WAY AFFECTS YOUR STATUTORY RIGHTS. This computer program and its associated documentation and materials are protected by both National and International copyright law. Storage in a retrieval system, reproduction, translation, hiring, lending, broadcasting and public performances are prohibited without express written permission of THQ (UK) LIMITED.
- 4. LIMITATION OF LIABILITY.** IN NO EVENT SHALL THQ AGGREGATE LIABILITY IN CONNECTION WITH THIS AGREEMENT AND THE SOFTWARE, REGARDLESS OF THE FORM OF THE ACTION GIVING RISE TO SUCH LIABILITY (WHETHER IN CONTRACT, TORT OR OTHERWISE), EXCEED THE LICENCE FEES RECEIVED BY THQ FOR THE SOFTWARE. NO THQ SUPPLIER SHALL HAVE ANY LIABILITY WHATSOEVER UNDER THIS AGREEMENT. IN NO EVENT SHALL THQ OR THQ SUPPLIERS BE LIABLE FOR ANY INDIRECT, EXEMPLARY, SPECIAL, CONSEQUENTIAL OR INCIDENTAL DAMAGES OF ANY KIND (INCLUDING WITHOUT LIMITATION LOST PROFITS), EVEN IF THQ OR SUCH SUPPLIER HAS BEEN ADVISED OF THE POSSIBILITY OF SUCH DAMAGES. SOME JURISDICTIONS DO NOT ALLOW THE LIMITATION OR EXCLUSION OF LIABILITY FOR CONSEQUENTIAL OR INCIDENTAL DAMAGES SO THE ABOVE LIMITATION OR EXCLUSION MAY NOT APPLY TO YOU. THQ SHALL NOT BE LIABLE FOR ANY CLAIMS OF THIRD PARTIES RELATING TO THE SOFTWARE. THE LIMITED WARRANTY, LIMITED REMEDIES AND LIMITED LIABILITY PROVISIONS CONTAINED IN THIS AGREEMENT ARE FUNDAMENTAL PARTS OF THE SBASIS OF THQ BARGAIN HEREUNDER, AND THQ WOULD NOT BE ABLE TO PROVIDE THE SOFTWARE TO YOU WITHOUT SUCH LIMITATIONS. SOME JURISDICTIONS DO NOT ALLOW THE LIMITATION OR EXCLUSION OF LIABILITY, SO THE ABOVE DISCLAIMER MAY NOT APPLY TO YOU, IN WHICH CASE THE DURATION OF ANY SUCH LIMITATION OR EXCLUSION OF LIABILITY IS LIMITED TO NINETY (90) DAYS FROM THE DATE THE SOFTWARE IS RECEIVED BY YOU. THIS WARRANTY GIVES YOU SPECIFIC LEGAL RIGHTS. YOU MAY HAVE OTHER LEGAL RIGHTS WHICH VARY FROM JURISDICTION TO JURISDICTION.
- 5. TERMINATION.** You may terminate this Agreement at any time. This Agreement shall terminate automatically upon your breach of any term of this Agreement. Upon termination, you shall destroy the Software and the backup copy, if any, you made pursuant to the Agreement.

THQ (UK) Limited, Ground Floor, Block A
Dukes Court, Duke Street, Woking, Surrey, GU21 5BH



THQ CUSTOMER SERVICES

AUSTRALIA

Technical Support and Games Hotline
1902 222 448

Call costs \$2.48 (incl GST) per minute
Higher from mobile/public phones

ČSKÁ REPUBLIKA

Telefon: + 420 226 225 012
Otevřeno: Po-Pá 9:30 - 18:00
Email: podpora@cdprojekt.cz

DEUTSCHLAND

Für **spielinhaltliche** Fragen
Tel. **09001 505511**

Mo.-Sa. von 11.00-21.00 Uhr
(€0,99/Min. aus dem deutschen Festnetz, ggf. abweichende Preise aus dem Mobilfunknetz)

Für **technische** Fragen
Tel. **01805 605511**

Mo.-Sa. von 11.00-21.00 Uhr (€0,14/Min. aus dem deutschen Festnetz, ggf. abweichende Preise aus dem Mobilfunknetz. Ab 01.03.2010 max. 0,42 €/Min. aus dem Mobilfunknetz)
Internet: <http://support-formular.thq.de>
(Online-Formular für schriftliche Anfragen)

ESPAÑA

Correo:
THQ Interactive Entertainment España S.L.U.,
Avenida de Europa 19, Edificio I 1º B,
Pozuelo de Alarcón, 28224 Madrid, ESPAÑA,
Tlf. **91 799 18 75**
(De Lunes a Viernes de 10.00 a 14.00 horas y
de 16.00 a 19.00 horas)
El precio de la llamada es el precio de una llamada comercial sujeto a los precios establecidos por cada compañía telefónica.

Visita nuestra web:

Registra tu juego en www.thq-games.es
para acceder a los trucos, al material
exclusivo de los juegos, las preguntas
frecuentes y al soporte técnico online.

FRANCE

Assistance technique : **08 25 06 90 51**
du lundi au samedi de 10 à 12h et de 14 h à 20h
(0.15€ la minute)
thq@supporter.fr

GREECE

+30 210 6856000
Monday to Friday 9:30 to 17:30
support@zegetron.gr

ITALIA

Telefono +39 02.4130345
(Tariffa Nazionale; la tariffa varia in base al
gestore telefonico).
(Lun.-Ven. dalle 14:00 alle 19:00, festivi esclusi)
Mail: assistenza@halifax.it
Online: accedi al sito
<http://www.halifax.it/faq>, registra il gioco e
segna il tuo problema.
Ricordati di indicare il negozio presso cui hai
acquistato il prodotto e di spiegare
chiaramente l'errore riscontrato.

NEDERLAND

Als je technische problemen met dit spel
ondervindt, kun je contact opnemen met de
technische helpdesk in Groot-Brittannië:
Telefoon +44 87 06080047
(nationale/internationale telefoontarieven
zijn van toepassing)
ma t/m vr 8.00 tot 19.00 (GMT)
za 9.00 tot 17.00 (GMT)

ÖSTERREICH

Für **spielinhaltliche** Fragen
Tel. **+49 1805 70 55 11**
Mo.-Sa. von 11.00-21.00 Uhr
(Die Kosten entsprechen einem
Auslandsgespräch nach Deutschland)
Für **technische** Fragen
Tel. **+49 1805 60 55 11**
Mo.-Sa. von 11.00-21.00 Uhr
(Die Kosten entsprechen einem
Auslandsgespräch nach Deutschland)
Internet: <http://support-formular.thq.de>
(Online-Formular für schriftliche Anfragen)

POLSKA

Telefon: **+48 22 519 69 66**
Godziny otwarcia:
Poniedziałek – Piątek 9:00 – 17:00
Email: pomoc@cdprojekt.com

PORTUGAL

Informações de Jogos, Truques e Dicas,
liga: **256 836 273**
(Número sujeito ao tarifário normal
da Portugal Telecom)
apoioaoconsumidor@ecofilmes.pt
HORÁRIO DE FUNCIONAMENTO
das 17.00h às 19.00h
Todos os dias úteis
SERVIÇO DE ASSISTÊNCIA TÉCNICA
Liga: **707 236 200**
HORÁRIO DE FUNCIONAMENTO
das 14.00h às 17.30h
Todos os dias úteis, Número Único Nacional:
€0,11 por minuto

РОССИЯ

Телефон: +44 (0)87 06080047
(оплата звонка из России по
международному тарифу)
(Пн-Пт с 8.00 до 19.00,
Сб с 9.00 до 17.00 по местному времени)
Онлайн:
Зарегистрируйте игру на сайте
www.thq-games.com
для доступа к FAQ и полной
онлайн-поддержки

SLOVENSKO

Telefon: + 420 226 225 012
Otváracia doba: Po-Pia 9:30 - 18:00
Email: podpora@cdprojekt.cz

SUISSE/SCHWEIZ/SVIZZERA

Für **spielinhaltliche** Fragen
Tel. **+49 1805 70 55 11**
Mo.-Sa. von 11.00-21.00 Uhr
(Die Kosten entsprechen einem
Auslandsgespräch nach Deutschland)
Für **technische** Fragen
Tel. **+49 1805 60 55 11**
Mo.-Sa. von 11.00-21.00 Uhr
(Die Kosten entsprechen einem
Auslandsgespräch nach Deutschland)
Internet: <http://support-formular.thq.de>
(Online-Formular für schriftliche Anfragen)

UK

Telephone: **+44 (0)87 06080047**
(national/international call rates apply)
(Mon - Fri 8.00 am to 7.00 pm,
Sat 9.00 am to 5.00 pm)
Online: Register your game at
www.thq-games.com
for FAQs and full online support

الإمارات العربية المتحدة

تليفون رقم: 800 42 637
الأحد إلى الخميس من 9:00 ص حتى 6:00 م
(الرقم المجاني)
بريد الكتروني: info@plutogt.com



THQ (UK) Limited, Ground Floor, Block A
Dukes Court, Duke Street, Woking, Surrey, GU21 5BH

M5186PCLUT

Don't Lose This Number! This CD Key is required to fully use this product!