

grand theft auto III

ACTION:

Fire	Number Pad 0; Left Control; Joypad 1; Left Mouse Button
Next Weapon	Number Pad Enter; Joypad 6; Mouse Wheel Down
Previous Weapon	Number Pad (.) Period; Joypad 5; Mouse Wheel Up
Forward	Arrow Up; W
Backwards	Arrow Down; S
Left	Arrow Left; A
Right	Arrow Right; D
Zoom In	PageUp; Joypad 3; Z
Zoom Out	PageDown; Joypad 2; X
Enter / Exit	Return/Enter; Joypad 4; F
Change Camera	Home; C
Jump	Right Control; Joypad 3; Space
Sprint	Right Shift; Joypad 2; Left Shift
Target	Right Mouse Button; Delete
Look Behind	Number Pad 1; Middle Mouse Button; Caps Lock

ACTION:

Fire	Number Pad 0; Left Control; Joypad 1; Left Mouse Button
Forward	Arrow Up; Joypad 2; W
Reverse/Brake	Arrow Down; Joypad 3; S
Left	Arrow Left; A
Right	Arrow Right; D
Enter / Exit	Return/Enter; Joypad 4; F
Radio	Insert; Mouse Wheel Up; R
Horn	Left Shift; Right Shift
Sub-mission	Number Pad (+) Plus; Caps Lock
Change Camera	Home; C
Handbrake	Right Control; Right Mouse Button; Space
Turret Left	Number Pad 4
Turret Right	Number Pad 5
Turret Up / Dodo Up	Number Pad 9
Turret Down / Dodo Down	Number Pad 6
Look Behind	Combo: Look Left and Right
Look Left	Number Pad 1; Joypad 5; Q
Look Right	Number Pad 2; Joypad 6; E

Replay - press F1 to begin a 30 second replay, mouse to move the camera angle around



System Requirements

Minimum Requirements

- 450 MHz Intel Pentium II Processor
- 96 MB RAM
- 16 MB Direct3D Compatible Graphics Card

Optimal Requirements

- 1000 MHz Intel Pentium III Processor
- 256 MB RAM
- 64 MB Direct3D Compatible Graphics Card

Generic requirements

- DirectX 8.0
- DirectSound Compatible Sound Card
- Microsoft Windows 95/98/ME/2000

CONTENTS

WELCOME TO LIBERTY CITY, THE WORST PLACE IN AMERICA



3 INSTALL / TECH SUPPORT

4 DEFAULT CONTROLS

5 HOW TO FIND YOUR WAY AROUND

7 TRANSPORTATION

9 RECRUITMENT / HOW TO GET A JOB

11 WHERE TO STAY

11 LAW ENFORCEMENT

11 PROTECTION

12 LOCAL AMENITIES

13 MAP

15 POPULATION

15 LOCAL GANGS

17 LOCAL FIGUREHEADS

19 CLASSIFIEDS

21 SOUNDS OF THE CITY

23 CREDITS

1 WELCOME TO LIBERTY CITY

a TERRIBLE PLACE FOR A HOLIDAY

2

install

QUIT ALL OTHER APPLICATIONS AND INSERT THE GRAND THEFT AUTO III INSTALL DISC INTO YOUR CD-ROM DRIVE.

GRAND THEFT AUTO III WILL AUTOMATICALLY DISPLAY ITS INSTALLATION SCREEN WITHIN A FEW SECONDS. IF AUTOPLAY IS DISABLED, YOU WILL NEED TO START THE INSTALLATION MANUALLY. THIS IS DONE BY DOUBLE CLICKING THE MY COMPUTER ICON, THEN DOUBLE CLICKING THE CD-ROM ICON IN THE WINDOW THAT OPENS. DOUBLE CLICK ON THE SETUP.EXE FILE TO BEGIN THE INSTALLATION.

FOLLOW THE ON-SCREEN INSTRUCTIONS TO INSTALL THE GAME.

tech SUPPORT

HAVING A PROBLEM GETTING YOUR GAME TO RUN? PROBLEMS WITH DIRECTX? SOUND KIND OF NON-EXISTENT? PLEASE CHECK OUT THE FILE README.TXT ON THE GRAND THEFT AUTO III PLAY CD FOR INFORMATION AND ANSWERS TO FREQUENTLY ASKED QUESTIONS. DO YOU WANT TO ASK A SPECIFIC TECHNICAL QUESTION? VISIT ROCKSTAR SUPPORT AT [HTTP://WWW.ROCKSTARGAMES.COM/SUPPORT](http://www.rockstargames.com/support)

For US support call
Phone: 1-866-405-5464
Email: usa@take2support.com

For Canadian support call
Phone: 1-800-269-5721
Email: canada@take2support.com

default controls

ACTION:

Fire
Next Weapon
Previous Weapon
Forward
Backwards
Left
Right
Zoom In
Zoom Out
Enter / Exit
Change Camera
Jump
Sprint
Target
Look Behind

ON FOOT:

Number Pad 0; Left Control; Joypad 1; Left Mouse Button
Number Pad Enter; Joypad 6; Mouse Wheel Down
Number Pad (.) Period; Joypad 5; Mouse Wheel Up
Arrow Up; W
Arrow Down; S
Arrow Left; A
Arrow Right; D
PageUp; Joypad 3; Z
PageDown; Joypad 2; X
Return/Enter; Joypad 4; F
Home; C
Right Control; Joypad 3; Space
Right Shift; Joypad 2; Left Shift
Right Mouse Button; Delete
Number Pad 1; Middle Mouse Button; Caps Lock

ACTION:



Fire
Forward
Reverse/Brake
Left
Right
Enter / Exit
Radio
Horn
Sub-mission
Change Camera
Handbrake
Turret Left
Turret Right
Turret Up / Dodo Up
Turret Down / Dodo Down
Look Behind
Look Left
Look Right

IN CAR:

Number Pad 0; Left Control; Joypad 1; Left Mouse Button
Arrow Up; Joypad 2; W
Arrow Down; Joypad 3; S
Arrow Left; A
Arrow Right; D
Return/Enter; Joypad 4; F
Insert; Mouse Wheel Up; R
Left Shift; Right Shift
Number Pad (+) Plus; Caps Lock
Home; C
Right Control; Right Mouse Button; Space
Number Pad 4
Number Pad 5
Number Pad 9
Number Pad 6
Combo: Look Left and Right
Number Pad 1; Joypad 5; Q
Number Pad 2; Joypad 6; E

RECRUITMENT

how to get a job:



it's not what you know...

IF YOU ARE LOOKING FOR A CAREER, THE BEST JOBS ARE LANDED BY PERSONAL INTRODUCTIONS. WHEN YOUR 'EMPLOYERS' HAVE WORK AVAILABLE FOR YOU THEY WILL APPEAR ON YOUR RADAR. GO VISIT THEM AND THEY'LL GIVE YOU A BRIEF.

9 welcome to liberty city

EXTRA WORK

by phone



SOME OF YOUR CONTACTS DON'T LIKE TO MEET IN PERSON AND WILL GIVE OUT INSTRUCTIONS ON CERTAIN PAYPHONES AROUND THE CITY. THESE PAYPHONES WILL APPEAR ON YOUR RADAR WHEN THEY WANT TO EMPLOY YOUR SPECIAL SERVICES.



by pager

ALWAYS KEEP YOUR PAGER ON YOU. IT PAYS TO BE REACHABLE, YOU NEVER KNOW WHEN A BIT OF EXTRA WORK MAY COME YOUR WAY. WHEN SOMEONE IS TRYING TO BEEP YOU YOUR PAGER WILL APPEAR AT THE TOP LEFT OF YOUR SCREEN.



a bit on the side

TAXIS, POLICE CARS, AMBULANCES AND FIRETRUCKS ALL PROVIDE OPPORTUNITIES FOR A BIT OF EXTRA CASH MOONLIGHTING IN ANOTHER PROFESSION (WHEN ENTERING ONE OF THESE VEHICLES PRESS CAPS LOCK; NUM PAD (+) PLUS TO TOGGLE THE MISSIONS ON OR OFF).

a great place to leave

10

where to stay



YOU NEED TO FIND SOMEWHERE TO STASH YOUR STUFF, KEEP A NICE SET OF WHEELS, LAY LOW, HIDE OUT AND TAKE A BREAK. WE RECOMMEND STARTING WITH SOMEWHERE BASIC- A WAREHOUSE IN THE INDUSTRIAL AREA. BUT JUST A WORD OF WARNING, ONCE YOU HAVE MOVED ON AND FOUND A NEW SAFE HOUSE IN A DIFFERENT PART OF TOWN, DON'T TRY RETURNING TO YOUR OLD HAUNT, YOUR ENEMIES WILL BE WAITING.



RANGING FROM THE LCPD TO SWAT TEAMS AND THE FBI, LIBERTY CITY HAS A FULL LAW ENFORCEMENT SYSTEM TO KEEP THE CITY PROPERLY CORRUPT AND SOMEWHAT SAFE.

PROTECTION



YOUR SELECTED WEAPON IS DISPLAYED IN THE TOP LEFT HAND CORNER OF THE SCREEN. YOU CAN GET WEAPONS BY: BUYING THEM (FOR EXAMPLE FROM AMMU-NATION), STEALING THEM, OR BEING GIVEN THEM.

- TO SCROLL THROUGH YOUR AVAILABLE WEAPONS PRESS **NUMBER PAD ENTER**; **JOYPAD 6**; **MOUSE WHEEL DOWN**
- TO FIRE YOUR WEAPON PRESS **NUMBER PAD 0**; **LEFT CONTROL**; **JOYPAD 1**; **LEFT MOUSE BUTTON**
- CERTAIN WEAPONS CAN ONLY BE FIRED USING FIRST PERSON VIEW (SNIPER RIFLE AND ROCKET LAUNCHER) PRESS THE **RIGHT MOUSE BUTTON**; **DELETE** TO AIM BEFORE FIRING.
- YOU CAN CONTROL THE DISTANCE THAT YOU THROW GRENADES AND MOLOTOV COCKTAILS BY EITHER TAPPING OR HOLDING THE **NUMBER PAD 0**; **LEFT CONTROL**; **JOYPAD 1**; **LEFT MOUSE BUTTON**. THE LONGER YOU PRESS THE FURTHER IT GOES.

Local amenities



hospital

THERE IS A HOSPITAL LOCATED IN EACH AREA AND THIS IS WHERE YOU WILL END UP IF YOU DON'T WATCH YOUR BACK. IT IS ALSO WORTH A TRIP IF YOU ARE FEELING UNDER THE WEATHER, THEY CAN USUALLY GIVE YOU SOMETHING TO RESTORE YOUR HEALTH AND GIVE YOU THAT EXTRA SENSE OF WELL-BEING. LOCAL HOSPITALS: Sweeney General Hospital, Portland ; Carson General Hospital, Staunton Island ; Hope Medical College, Shoreside Vale



SPRAY SHOPS

THESE CAN BE USED FOR REPAIRING VEHICLES AND GETTING RID OF UNWANTED LEGAL ATTENTION AND ARE LOCATED IN: The Red Light District, Portland ; Newport, Staunton Island ; Pike Creek, Shoreside Vale



bomb shop

RUN BY THE TRUSTY 8-BALL, THE EXPLOSIVES EXPERT, THIS PLACE IS WORTH MAKING A NOTE OF LOCATIONS: Harwood, Portland ; Newport, Staunton Island ; Pike Creek, Shoreside Vale



POLICE station/jail


POLICE STATIONS AND JAILS CAN BE FOUND IN EACH DISTRICT AND THIS IS WHERE YOU'LL FIND YOURSELF IF YOU PUSH YOUR LUCK TOO FAR. LOCAL POLICE STATIONS: Portland view, Portland ; Torrington, Staunton Island ; Pike Creek, Shoreside Vale



ammu-nation

AN AMERICAN TRADITION. LIBERTY CITY'S LEADING WEAPONS SUPPLIER IS LOCATED IN: Red Light District, Portland ; Newport, Staunton Island

WELCOME TO LIBERTY CITY



grand
theft
auto III

Portland

- 1) Hideout
- 2) Luigi's (Sex Club Seven)
- 3) Joey's Garage
- 4) Toni's (Momma's Restaurant)
- 5) Salvatore's "Gentlemen's Club"
- 6) 8-Ball's Autoyard
- 7) Triad Fish Factory (Turtle Head Fishing Co.)
- 8) China Town Fish Market (Triad)
- 9) Mr. Wong's Launderette ("If it ain't Wong's, it ain't white!")
- 10) Diablo's/El Burro contact point (Hepburn Heights)
- 11) Trenton Police Precinct
- 12) Harwood Fire Station
- 13) Sweeney General Hospital
- 14) Portland Subway
- 15) El-Train Station
- 16) Car crusher
- 17) Capital autos (Dealership)
- 18) Marco's Bistro (Forelli)
- 19) Bitchin' Dog Foods
- 20) Portland Rock
- 21) Pay'n'Spray
- 22) Porter Tunnel
- 23) Head Radio

Staunton Island

- 1) Hideout
- 2) Asuka's Condo
- 3) Kenji's Casino
- 4) Yardie Contact Point
- 5) Love Media
- 6) Pan-Lantic Construction (Cartel gang area)
- 7) Lips 106 FM
- 8) Rips 106 FM
- 9) Shopping Mall
- 10) Phil Cassidy's Army Surplus
- 11) AMCO HQ
- 12) Liberty Tree Offices
- 13) Subways (2)
- 14) Ammu-Nation
- 15) OR-Bit
- 16) Liberty City police HQ (+rooftop helipad)
- 17) FBI
- 18) City Hall (Mayor O'Donovan)
- 19) Carson General Hospital
- 20) Liberty Memorial Coliseum
- 21) Callahan Bridge
- 22) 8-Ball's Bomb Shop
- 23) Porter Tunnel, Rockford Slipway
- 24) Pay'n'Spray

Shoreside Vale

- 1) Hideout
- 2) Hoods contact area
- 3) Cartel mansion
- 4) 8-Ball's Bomb Shop
- 5) Pay'n'Spray
- 6) Francis International Airport
- 7) Airport Subway Station
- 8) Porter Tunnel (Francis Slipway)
- 9) Shoreside Lift Bridge
- 10) Staunton View picnic area
- 11) Cedar Ridge Observatory
- 12) Cochrane Dam

Gang logo key



Southside Hoods



Uptown Yardies



Diablos



Leone Family Mafia



The Nines



Triads



Columbian Cartel



Yakuza



The Redjacks

POPULATION

4 MILLION PEOPLE LIVE IN THE LIBERTY CITY AREA.

Local gangs



LEONE FAMILY
headed up by Salvatore Leone

TURF: Around St Marks (Industrial sector)
BUSINESS: Protection, Extortion, Robbery
FRONT: Restaurants, Clubs
STYLE: Charming, smart, traditionally well-dressed, strong Sicilian family
CHARACTERISTICS: Loyalty to the family above all else, strong family values, very traditional
WHEELS: Limos, supplied by Joey Leone
FAVORITE RADIO STATION: Double Cleff FM



TRIADS

TURF: Chinatown (Industrial sector)
BUSINESS: Protection, Laundry, Bullying the Mafia
FRONT: Artificial Mackerel Factory ('more fish, less kipper')
STYLE: Heavily tattooed
CHARACTERISTICS: Intensely loyal and obsessively territorial maniacs
WHEELS: Laundry Vans
FAVORITE RADIO STATION: Chatterbox FM



YAKUZA

TURF: Central Business district (Commercial sector)
BUSINESS: Gambling, Protection, Counterfeiting
FRONT: Casinos
STYLE: Impeccably dressed
CHARACTERISTICS: Traditional Japanese organized crime syndicate that is centuries old. Honor, loyalty, efficiency are key. Patriarchal hierarchy
FAVORITE RADIO STATION: Lips 106



DIABLOS
El Burro is back

TURF: Hepburn Heights (Industrial sector)
STYLE: Denim, trainers, red bandannas and slicked back hair.
CHARACTERISTICS: Hispanic street gang
WHEELS: Stallions
FAVORITE RADIO STATION: Head Radio



SOUTH SIDE HOOPS

TURF: The projects (Suburbia)
STYLE: Gold chains, rings and teeth, branded streetwear, hooded sweatshirts, platinum
WHEELS: Rumpo XL
FAVORITE RADIO STATION: Game Radio, MSX



COLOMBIAN CARTEL

TURF: Around the airport, the construction site and the derelict freighter (all over the city)
FRONT: Freight
STYLE: Snake skin cowboy boots, jeans, printed shirts and ten-gallon hats rimmed with gator/snake teeth.
CHARACTERISTICS: Ruthless and disloyal
WHEELS: Suped-up 4x4 chrome-buckets
FAVORITE RADIO STATION: Flashback FM, Rise FM



YARDIES

TURF: Up town (Commercial sector)
STYLE: Loaded with Caribbean style, dreadlocks and long dark suits.
CHARACTERISTICS: They love penthouse suites and often mark their territory with voodoo charms
WHEELS: Lobo
FAVORITE RADIO STATION: K-Jah

LOCAL Figureheads

(THE PEOPLE WHO RUN THIS TOWN)



MARIA



LUIGI



TONI



8-BALL



JOEY LEONE



SALVATORE LEONE



MISTY



KENJI



MIGUEL



EL BURRO




ASUKA



DONALD LOVE

classifieds

employment



WANTED: SMALL TIME CROOK AS ERRAND BOY FOR LARGE SCALE GANGSTER OPERATION, MUST BE WILLING TO DO ANYTHING. GOOD PAY AND VERY GOOD PROSPECTS FOR PROMOTION. VISIT LUIGI'S IN PORTLAND IF YOU THINK YOU ARE UP TO THE JOB.

no questions asked.



THE NEW MAIBATSU MONSTROSITY

WHY DRIVE A SMALL CAR? ARE YOU A SMALL PERSON? THE NEW SUB MAIBATSU MONSTROSITY. ONLY AVAILABLE IN PORTLAND. DRIVING ONE WILL MAKE YOU FEEL GOOD!




LIBERTY CITY'S
MAYOR O'DONOVAN

Real Estate

SAFE HOUSE; WAREHOUSE PROPERTY AVAILABLE NOW. SECURE, GOOD FOR STORING SPECIAL WEAPONS AND VEHICLES AND FOR SAVING THE GAME.

SAFE. SECURE.



AMMU-NATION
THE STORE THAT HELPED BEAT COMMUNISM IS HAVING A SALE
15% OFF ON ARMOUR PIERCING BULLETS!

BELLY-UP MACKEREL

FISH AND SEAFOOD PROCESSING PLANT
Finest 100% Artificial Mackerel. More Fish, Less Kipper.

Pets Overnight.com

ANY PET, ANYWHERE, OVERNIGHT, IN A BOX!

KITTENS • PUPPIES • FISH • RHINOS
STOMACH PARASITES • VERMIN • WHALES
PEKINESE FIGHTING BITCHES • SHARKS • MACKEREL

1-555-I-SUE-YOU
Sue anyone! For anything! And you'll probably win!
at least get a settlement
call us and "get ready to enjoy a life of luxury!"

a new you!



Need to change your identity, get a new lease on life? Check out /gta3/skins/ in your install directory. The skins should be 24 bit, 256x256 pixel BMP files. As a starting point to creating your own criminal ego have a look at the default skin provided. Note the way the sections of the skin file map to different body parts. Also keep in mind that the skin file only contains textures for one half of the body, with each section mirrored symmetrically. When you've got it perfect, view and select the new, improved you from the Options menu.



Make That Bitch **SHUT UP**

with tasty bonemeal, chicken carcasses, the scrapings off the abattoir floor and lots of other nutritious goodies.
NO WONDER SHE'S SO HAPPY!



A Friend For All The Family



POGO THE MONKEY

Available for all video game consoles!
A Monkey With Springs For Legs!

www.pogothemonkey.com

sounds of the city

INSERT: MOOSE WHEEL UP, R KEY
TO CHANGE STATIONS

HEAD RADIO

DJ: Russ Mottla as Michael Hunt
IMAGING AND PRODUCTION:
Jeff Berlin

"Stripe Summer" by Dil-Don't
Written and produced by Craig Conner
Vocals – Heidi Hazelton

"Good Thing" by Whatever
Written and produced by Allan Walker, Craig Conner
Vocals – Craig Conner

"Fade Away" by Craig Gray
Written and produced by Stuart Ross
Vocals – Stuart Ross

"Change" by Conor And Jay
Written and produced by Craig Conner, Julie Wemys
Vocals – Julie Wemys

"See Through You" by Frankie Fame
Written and produced by Craig Conner
Vocals – Raff Corrilla, Craig Conner, Nancy Jenkinson

"Electronic Go Go" by Scatwerk
Written and produced by Stuart Ross

"Life Is But A Mere Supply" by Dezma
Written and produced by Craig Conner
Vocals – Kate McKinnon

DOUBLE CLEFF

DJ: Gerry Cosgrove as Morgan Merryweather

"Non piu andrai farfallone amoroso" from La Nozze di Figaro
written by Wolfgang Amadeus Mozart – Performed by Sesto
Bruscantini and Teresa Berganza with the Orchestra e Corodi Roma
della RAI; conducted by Zubin Mehta

"Chi mi frena in tal momento" from Lucia di Lammermoor written
by Gaetano Donizetti – Performed by Renata Scotta, Luciano
Pavarotti and Piero Cappuccilli with the Orchestra Sinfonica e Coro
di Torino della RAI conducted by Franchesco Molinari Pradelli

"Libiamo ne'lieti calici" from La Traviata written by Giuseppe Verdi
Performed by Renata Scotta, Jose Carreras and Sesto Bruscantini,
conducted by Nino Verchi

"Finch'han del vino" from Don Giovanni written by Wolfgang
Amadeus Mozart – Performed by Sesto Bruscantini, Nicolai Ghiaurou
and Alfredo Kraus with the Orchestra e Corodi Roma della RAI,
conducted by Carlo Maria Giulini

"Le Donna E Mobile" from Rigoletto written by Giuseppe Verdi,
Performed by Luciano Pavarotti and Renata Scotta with the Orchestra
and Chorus of Teatro Comunale of Florence conducted by Carlo
Maria Giulini

All above recordings courtesy of Opera d'Oro Records and Allegro
Corporation, www.allegro-music.com

K-JAH

MUSIC MIX: Terry Donovan
PRODUCTION: Lazlow

"Neo (The One)" - Performed by Slyder
"Score [Original Mix]" – Performed by Slyder
"Shake [revolt clogrock remix]" – performed by Chris Walsh &
Dave Beran
"Deep Time" – Performed by Shiver
"Innerbattle" – Performed by r.r.d.s.

All of the above appear courtesy of Generation Record

RISE FM

DJ: Andre as Andre The Accelerator
MUSIC MIX: Terry Donovan
PRODUCTION: Lazlow

"Neo (The One)" - Performed by Slyder
"Score [Original Mix]" – Performed by Slyder
"Shake [revolt clogrock remix]" – performed by Chris Walsh & Dave
Beran
"Deep Time" – Performed by Shiver
"Innerbattle" – Performed by r.r.d.s.

All of the above appear courtesy of Generation Record

LIPS RADIO DJ

DJ: Shelley Miller as Andee
IMAGING AND PRODUCTION: Jonathan Hanst

"Bump To The Music" by Fatamarse - Written and produced by
Craig Conner, vocals by Nancy Jenkinson
"Wash Him Off" by Marydancin - Written and produced by Craig
Conner, vocals by Anna Stewart
"Feels Like I Just Can't Take No More" by April's In Paris Written
and produced by Craig Conner, vocals by Paul Mackie, Craig
Conner. Guitars written and performed by Allan Walker
"Forever" by Lucy - Written and produced by Stuart Ross, vocals by
Anne Somerville
"Pray It Goes OK?" - Boyz 2 Girlz - Written and produced by Craig
Conner, vocals by Raff Corrilla, Craig Conner
"Grand Theft Auto" by Da Shootaz - Written and produced by Craig
Conner, vocals by Robert De Negro
"Rubber Tip" by Funky Bjs - Written and performed by Stuart Ross

GAME FM

Hosted by Stretch Armstrong and Lord Sear as themselves
Mixed by Stretch Armstrong
Produced by Shecky Green and Stretch Armstrong for Game
Records
"Scary Movies" (Instrumental) – produced and preformed by Reef
"We're Live (Danger)" – Performed by Royce Da 5'9", produced by
Rush
"Nature Freestyle" – Performed by Nature, produced by Rush
"JoJo Pelligrino Freestyle" – Performed by JoJo Pelligrino,
produced by Rush
"Spit Game" – Performed by Pretty Ugly and Royce Da 5'9"
produced by Rush
"I'm The King" – Performed by Royce Da 5'9", produced by
Alchemist
"By A Stranger" – performed by Black Rob, produced by Ayatollah
"Rising To The Top" – Performed by Agallah and Sean Price,
Produced by Agallah
"Instrumental Bed 1" – produced and performed by Rush
"Instrumental Bed 2" – produced and performed by Rush
JoJo Pelligrino appears courtesy of Violator Records
All of the above appear courtesy of Game Records

MP3 RADIO

Or play your own music: any valid mp3 or wav file (or shortcuts to
valid mp3 or wav files) placed into the /gta3/mp3/ directory will be
treated by Grand Theft Auto 3 as an "mp3" radio station. These
shortcuts can be local shortcuts, or shortcuts to a file on a LAN.
Internet (url based) shortcuts are not supported.

MSX FM

MC: Code breaker DJ: Timecode
Produced by Timecode

MIX A: "First Contact" by Omni Trio
Written and produced by R. Haigh
"Spectre" by Aquasky
Written and produced by B. Newitt, K. Bailey, D. Wallace
"Winner Takes All" by Rascal & Klone
Written and produced by G. Lomas and S. Ward
MIX B: "Agent 007" by TJ Rizing
Written and produced by J.T. Manou
"Quagmire" by Calyx
Written and produced by L. Cons
"Get Wild" by Rascal and Klone
Written and produced by G. Lomas and S. Ward
"Judgment Day" by Ryme Tyme
Written and Produced by S. Martins

All lyrics performed by MC Codebreaker
All mixes done by Timecode
All the above tracks appear courtesy of Moving Shadow, Ltd.

FLASHBACK FM with TONI

DJ: Maria Chambers as Toni
IMAGING AND PRODUCTION: Sean Lynch

"Scarface (Push It To The Limit)" Words & Music by Giorgio Moroder
& Arthur W. Barrow
"Rush Rush" Words & Music by Giorgio Moroder & Deborah Harry
"She's On Fire" Words & Music by Giorgio Moroder & Peter Bellotte
"Shake It Up" Words & Music by Giorgio Moroder & Arthur W. Barrow
"I'm Hot Tonight" Words & Music by Giorgio Moroder & Peter Bellotte

All of the above are from the Motion Picture Scarface © 1984
UNIVERSAL – MCA MUSIC PUBLISHING, A DIVISION OF UNIVERSAL
STUDIOS, INC. / ASCAP

CHATTERBOX FM

Hosted and produced by Lazlow as himself
Written by Dan Houser and Lazlow

Guests: Lucien Jones, Karin Bykowski, Hank Stewart, Abbi Davis,
Mellowvision.com, Paul Maloney, bernieS, Frank Fava, Kit Halsted, Joe
Casalino, Dan Houser, Jay Crutcher, Frank Chavez, DJ Rush, A.M.
Watson, Laura Bykowski, Navid Khonsari, Sherry Wohlgmuth, Porkchop,
Renaud Sebbane, Kyle Maclachlan, Sabby, Kim Schaefer, Debi Mazar,
Nick Mandelos, David Connell, Reed Tucker, Jennifer Kolbe, Ami Plasse,
Keith Broadus, Cameo Carlson, JD Leeds, Michael Madsen

COMMERCIALS

All commercials written by Dan Houser and Lazlow
Produced by Lazlow

Voiced by: Stephanie Roy, Gerry Cosgrove, Sean Lynch, Lazlow, Alex
Anthony, Jonathan Hanst, Chris Silvestro, Jeff Berlin, Shelley Miller, Ron
Reeve, Maria Chambers, Alana Silvestro, Alice Saltzman, Dan Houser,
Frank Chavez, Craig Olivo, Laura Bykowski

Credits

ROCKSTAR U.K.

PRODUCER
Leslie Benzies

ART DIRECTOR
Aaron Garbut

TECHNICAL DIRECTION
Obbe Vermeij
Adam Fowler

DESIGN BY
Chris Rothwell
Craig Filshie
William Mills
James Worrall

WRITTEN BY
James Worrall
Paul Kurowski
Dan House

CHARACTERS
Ian Mcque

ANIMATION
Alex Horton
Lee Montgomery
Duncan Shields

AUTO DESIGN
Paul Kurowski

3D ARTISTS
Keiran Baillie
Adam Cochrane
Gary Mcadam
Andrew Soosay
Alisdair Wood
Michael Pirso

CODERS
Alan Campbell
Andrzej Madajczyk
Mark Hanlon

Alexander Roger
Raymond Usher
Graeme Williamson
Barane Chan
Derek Payne
**SOUND DESIGN
& MASTERING**
Allan Walker

AUDIO PROGRAMMING
Raymond Usher

SCORE
Craig Conner, Stuart Ross

TEST MANAGER
Craig Arbutnott

LEAD TESTERS
Andy Duthie, John Haime,
Neil Corbett

TESTERS
Graeme Jennings, David Murdoch, David
Beddoes,
Edwin Smith, Mark Flett,
Michael Sutherland, Kevin Wong, Ross
Elliott, Ross Beazley, Alex Bazlinton
Dave Watson, Malcolm Smith

TECHNICAL SUPPORT
Lorraine Roy
Christine Chalmers

STUDIO MANAGER
Andrew Semple

ARTIST
Stuart Petri

ROCKSTAR U.S.

EXECUTIVE PRODUCER
Sam Houser

PRODUCER
Dan Houser
DIRECTOR OF DEVELOPMENT
Jamie King

TECHNICAL PRODUCER
Gary J. Foreman

ASSOCIATE PRODUCER
Jeremy Pope

MUSIC SUPERVISOR
Terry Donovan

ROCKSTAR PRODUCTION TEAM
Jennifer Kolbe
Jenefer Gross
Laura Paterson
Jeff Castaneda
Chris Carro
Adam Tedman
Jung Kwak
Brian Wood
Paul Yeates
Stanton Sarjeant
Jeronimo Barrera
Carly Slater
Greg Lau
Steve Knezevich
Devin Winterbottom

VP OF MARKETING
Terry Donovan

TECHNICAL COORDINATOR
Brandon Rose

QA MANAGER
Jeff Rosa

LEAD ANALYST
Adam Davidson

LEAD GAME ANALYST
Richard Huie

TEST TEAM
Joe Greene, Brian Planer, Jameel Vega
Lee Cummings Devin Bennet
Elizabeth Satterwhite, Aaron Rigby

LIBERTY TREE EDITORIAL
Publisher: Adam Tedman
Editor: Dan Houser
Ad Rep: Paul Yeates
Photo Editor: Jenefer Gross
Tea Girl: Laura Paterson
Special Correspondents:
James Worrall and Steve K.
Proprietor: Donald Love
Layout: Greg Lau

COVER ART & ILLUSTRATION
Stephen Bliss

GRAFFITI BY:
Kaves Lordzofbktlyn
Tommy Rebel

CUT-SCENES

SCRIPT by Dan Houser and
James Worrall
AUDIO DIRECTED by Dan Houser
AUDIO PRODUCED by
Renaud Sebbane

CAST:
FRANK VINCENT as
Salvatore Leone
JOE PANTOLIANO as Luigi Goterelli
MICHAEL MADSEN as Toni Cipriani
MICHAEL RAPPAPORT as
Joey Leone
DEBI MAZAR as Maria
KYLE MACLACHAN as Donald Love
ROBERT LOGGIA as Ray Machowski
GURU as 8-Ball
SONDRA JAMES as Momma
LIANA PAI as Asuka
LES MAU as Kenji
CYNTHIA FARRELL as Catalina
AL ESPINOSA as Miguel
CHRIS PHILLIPS as El Burro
HUNTER PLATIN as Chico
WALTER MUDU as D-ICE
CURTIS MCCLARIN as Curtly
BILL FIORE as Daryl
TEST TEAM
Joe Greene, Brian Planer, Jameel Vega
Lee Cummings Devin Bennet
Elizabeth Satterwhite, Aaron Rigby

KIM GURNEY as Misty
Davidson, Lance Williams, Neil
McCaffrey, Laura Paterson, Rey
Phil the One-Armed Bandit

MOTION CAPTURE

TECHNICAL DIRECTION by Alex Horton
DIRECTED by Navid Khonsari
PRODUCED by Jamie King
and Renaud Sebbane
RECORDED at
Modern Uprising Studios, Brooklyn

ACTORS:
Renaud Sebbane, Giselle Jones, Stephen Daniels,
Robert Stio, Jenny Gross

**THANK YOU TO ALL THE GRAND THEFT AUTO
FANSITES AROUND THE WORLD, INCLUDING:**
Gouranga (www.gouranga.com)
GTA3.com (www.gta3.com)
GTA Sentinel (<http://3dap.com/gta/>)
GTAzz (<http://azz.gouranga.com>)
GTA_Skyscraper.net (<http://gta.sky-scraper.net/>)
GTA Center (<http://www.gtacenter.com>)
GTA Warehouse
(<http://www.gta3warehouse.com/>)
GTA-3.com (<http://www.gta-3.com/>)
Busted! (<http://www.busted.nano.pl>)
Zaibatsu (<http://www.gta.pl/>)
GTA.Help.Pl (<http://gta.help.pl>)

PEDESTRIAN DIALOGUE

WRITTEN by Dan Houser and Navid Khonsari and
James Worrall
DIRECTED by Craig Conner, Dan Houser
and Lazlow
PRODUCED by Renaud Sebbane

CAST:
Hunter Platin, Dan Houser, Renaud Sebbane,
Maria Chambers, Jeff Stanton, Ryan Croy, Deena
Berman, Alice B. Saltzman, Alex Anthony
Sioukas, Sean R. Lynch, Amy Salzman, Colin
McShane, Corey Wade, Gerald Cosgrove,
Stephanie Roy, Doris Woo, Joseph Greene,
Lazlow Jones, Hsiang Lin, Steve Michael Robert,
Mathew Murray, Richard Huie, Garvin Atwell,
Steve Knezevich, Yukimura Sato, Frank Chavez,

Liezl Jacinto, Canaan McKoy, Adam
Davidson, Lance Williams, Neil
McCaffrey, Laura Paterson, Rey
Concepcion, Charles Herold, Andrew
Greenwald, James Mielke, Peter Suci, u,
Alex Oduilo, Don Nkrumah, Kendall
Pittman, Sal Suazo, Erik Mateo, Chris
Difate, Leila Milton, Darren Zoltowski,
Virginia Smith, Kevin Cassin, Jason
Shigemori, Kelly Kinsella, Mollie
Stickney, Stanton Sarjeant, Laura Walsh,
Mark Garone, Joanna Sly, Elizabeth
Howell, Ana Hercules, Shirley Irick,
Kashona Fields, Joel M. Lilje, John
Dibenedetto, Nancy Giles, Ryan Croy,
Jennifer Kolbe, Liam Burke, Sigrid
Preissl, Anita Fitzsimons, Philippa
Raselli, Wil Quesnel, Falko Burkert,
Sara Sewell

RADIO STATIONS AND MUSIC

PRODUCER FOR ROCKSTAR U.K.
Craig Conner and Stuart Ross
SOUNDTRACK COORDINATOR
Terry Donovan
PRODUCER FOR ROCKSTAR GAMES
Dan Houser
EDITED by Craig Conner, Allan Walker
and Lazlow
DJ BANTER AND IMAGING written by
Dan Houser and Lazlow

SPECIAL THANKS TO: Nick Love, Little T,
Alex Mason, Judy Henderson Casting,
Hamish Brown, Chrissy Hoban, Innes
Ricard, Lilion Brozka, Bob Hillary, Emily
Anderson, Richie Henderson, Justin
Chisholm, Szufelka & Rodzinka, Anne
Morgan Spalter and Ed Bielawa, Tommy,
Christine and Monkey, Alan McGregor,
Martin & Claire Logan, Jennie Baillie,
Willie Pettigrew, Pete Smith, Rita
Liberator, The Angry Captain, Sandra
Hutton, Rob Playford, Christine Davidson,
Paul Cawley

LIMITED SOFTWARE WARRANTY AND LICENSE AGREEMENT

PLEASE READ CAREFULLY, BY USING OR INSTALLING THIS SOFTWARE, OR BY PLACING OR COPYING THIS SOFTWARE ON YOUR COMPUTER HARDWARE, COMPUTER RAM OR OTHER STORAGE MEDIUM, YOU ARE AGREEING TO BE BOUND BY THE TERMS OF THIS LICENSE. IF YOU DO NOT AGREE TO THESE TERMS, PROMPTLY RETURN THE PRODUCT IN ITS PACKAGING TO THE PLACE WHERE YOU OBTAINED IT.

This LIMITED SOFTWARE WARRANTY AND LICENSE AGREEMENT (this "Agreement"), including the Limited Warranty and other special provisions, is a legal agreement between You (either an individual or an entity) and Take-Two Interactive, Inc., (collectively, the "Owner") regarding this software product and the materials contained therein and related thereto. Your act of installing and/or otherwise using the software constitutes Your agreement to be bound by the terms of this Agreement. If You do not agree to the terms of this Agreement, promptly return the software packaging and the accompanying materials (including any hardware, manuals, other written materials and packaging) to the place You obtained them, along with your receipt, for a full refund. Grant of Limited Non-Exclusive License. This Agreement permits You to use one (1) copy of the software program(s) (the "SOFTWARE") included in this package for your personal use on a single home or portable computer. The SOFTWARE is in "use" on a computer when it is loaded into temporary memory (i.e., RAM) or installed into the permanent memory (e.g., hard disk, CD-ROM, or other storage device) of that computer. Installation on a network server is strictly prohibited, except under a special and separate network license obtained from Owner; this Agreement shall not serve as such necessary special network license. Installation on a network server constitutes "use" that must comply with the terms of this Agreement. This license is not a sale of the original SOFTWARE or any copy thereof. Intellectual Property Ownership. Owner retains all right, title and interest in this SOFTWARE and the accompanying manuals(s), packaging and other written materials (collectively, the "ACCOMPANYING MATERIALS"), including, but not limited to, all copyrights, trademarks, trade secrets, trade names, proprietary rights, patents, titles, computer codes, audiovisual effects, themes, characters, character names, stories, dialog, settings, artwork, sounds effects, musical works, and moral rights. The SOFTWARE and ACCOMPANYING MATERIALS are protected by United States copyright law and applicable copyright laws and treaties throughout the World. All rights are reserved. The SOFTWARE and ACCOMPANYING MATERIALS may not be copied or reproduced in any manner or medium, in whole or in part, without prior written consent from Owner. Any persons copying or reproducing all or any portion of the SOFTWARE or ACCOMPANYING MATERIALS, in any manner or medium, will be willfully violating the copyright laws and may be subject to civil or criminal penalties.

SOFTWARE Backup or Archiving. After You install the SOFTWARE into the permanent memory of a computer, You may keep and use the original disk(s) and/or CD-ROM (the "Storage Media") only for backup or archival purposes.

Restrictions. Other than as provided specifically in this Agreement, You are not permitted to copy or otherwise reproduce the SOFTWARE or ACCOMPANYING MATERIALS; modify or prepare derivative copies based on the SOFTWARE or ACCOMPANYING MATERIALS; distribute copies of the SOFTWARE or ACCOMPANYING MATERIALS by sale or other transfer of ownership; rent, lease, or lend the SOFTWARE or ACCOMPANYING MATERIALS; or to display the SOFTWARE or ACCOMPANYING MATERIALS publicly. You are expressly prohibited from transmitting the SOFTWARE or ACCOMPANYING MATERIALS electronically or otherwise over the Internet or through any other media or to any other party. You are expressly prohibited from using or selling any unauthorized level packs, add-on packs or sequels based upon or related to the SOFTWARE or ACCOMPANYING MATERIALS. You are expressly prohibited from selling or using any characters or other components of the game for any purpose. You are expressly prohibited from selling or otherwise profiting from any levels, add-on packs, sequels or other items created by utilization of the SOFTWARE's level editor. YOU ARE NOT PERMITTED TO REVERSE ENGINEER, DECOMPILER OR DISASSEMBLE THE SOFTWARE IN ANY WAY. Any copying of the SOFTWARE or ACCOMPANYING MATERIALS not specifically allowed in this Agreement is a violation of this Agreement.

Limited Warranty and Warranty Disclaimers. LIMITED WARRANTY. Owner warrants that the original Storage Media holding the SOFTWARE is free from defects in materials and workmanship under normal use and service for a period of ninety (90) days from the date of purchase as evidenced by Your receipt. If for any reason You find defects in the Storage Media, or if you are unable to install the SOFTWARE on your home or portable computer, You may return the SOFTWARE and all ACCOMPANYING MATERIALS to the place You obtained it for a full refund. This limited warranty does not apply if You have damaged the SOFTWARE by accident or abuse.

CUSTOMER'S REMEDY. Your exclusive remedies, and the entire liability of Owner, shall be (i) replacement of any original Storage Media with the SOFTWARE or (ii) full refund of the price paid for this SOFTWARE. By opening the sealed software packaging, installing and/or otherwise using the SOFTWARE or ACCOMPANYING MATERIALS, you hereby agree to waive any and all other remedies you may have at law or in equity. Any such remedies you may not waive as a matter of public policy, you hereby assign, or shall assign as they become available, over to Owner. WARRANTY DISCLAIMERS. EXCEPT FOR THE EXPRESS LIMITED WARRANTY SET FORTH ABOVE, OWNER MAKES NO WARRANTIES, EXPRESS OR IMPLIED, ORAL OR WRITTEN, CONCERNING THE PRODUCTS OR ANY COMPONENT PART THEREOF. ANY IMPLIED WARRANTIES THAT MAY BE IMPOSED BY APPLICABLE LAW ARE LIMITED IN ALL RESPECTS TO THE FULLEST EXTENT ALLOWED AND TO THE DURATION OF THE LIMITED WARRANTY. OWNER DOES NOT REPRESENT, WARRANT OR GUARANTEE THE QUALITY OR THE PERFORMANCE OF THE SOFTWARE OR ACCOMPANYING MATERIALS OTHER THAN AS SET FORTH IN THE ABOVE LIMITED WARRANTY. OWNER ALSO DOES NOT REPRESENT, WARRANT OR GUARANTEE THAT THE SOFTWARE OR ACCOMPANYING MATERIALS' CAPABILITIES WILL MEET YOUR NEEDS OR THAT THE SOFTWARE WILL CONTINUOUSLY OPERATE, BE ERROR FREE, OR THAT PROBLEMS WILL BE CORRECTED. OWNER DOES NOT REPRESENT THAT THE SOFTWARE WILL OPERATE IN A MULTI-USER ENVIRONMENT. NO ORAL OR WRITTEN INFORMATION OR ADVICE GIVEN BY OWNER, ITS DEALERS, DISTRIBUTORS, DIRECTORS, OFFICERS, EMPLOYEES, AGENTS, CONTRACTORS OR AFFILIATES SHALL CREATE ANY OTHER WARRANTY OR EXTEND OR EXPAND THE SCOPE OF THIS WARRANTY. YOU MAY NOT RELY ON ANY SUCH INFORMATION OR ADVICE. SOME STATES DO NOT ALLOW LIMITATIONS ON HOW LONG AN IMPLIED WARRANTY LASTS, SO THE ABOVE LIMITATION MAY NOT APPLY TO YOU. THIS LIMITED WARRANTY GIVES YOU SPECIFIC LEGAL RIGHTS AND YOU MAY ALSO HAVE OTHER RIGHTS WHICH MAY VARY FROM STATE TO STATE.

LIABILITY. TO THE MAXIMUM EXTENT PERMITTED BY APPLICABLE LAW, AND REGARDLESS OF WHETHER ANY REMEDY SET FORTH HEREIN FAILS OF ITS ESSENTIAL PURPOSE, IN NO EVENT WILL OWNER, ITS DIRECTORS, OFFICERS, EMPLOYEES, AGENTS OR AFFILIATES NOR ANYONE ELSE INVOLVED IN THE DEVELOPMENT, MANUFACTURE OR DISTRIBUTION OF THE SOFTWARE OR THE ACCOMPANYING MATERIALS BE LIABLE FOR ANY DAMAGES WHATSOEVER, INCLUDING WITHOUT LIMITATION, DIRECT OR INDIRECT, INCIDENTAL, OR CONSEQUENTIAL DAMAGES FOR PERSONAL INJURY, PERSONAL PROPERTY, LOSS OF BUSINESS PROFITS, BUSINESS INTERRUPTION, LOSS OF BUSINESS INFORMATION, LOSS OF TEXT OR DATA STORED IN OR USED WITH THE SOFTWARE INCLUDING THE COST OF REPAIRING OR REPLACING THE TEXT OR DATA, OR ANY OTHER PECUNIARY LOSS, ARISING FROM OR OUT OF THE USE OR INABILITY TO USE THIS SOFTWARE. THIS LIABILITY LIMITATION APPLIES EVEN IF YOU OR ANYONE ELSE HAS ADVISED OWNER OR ANY OF ITS AUTHORIZED REPRESENTATIVES OF THE POSSIBILITY OF SUCH DAMAGES. EVEN IF SUCH IS CAUSED BY, ARISES OUT OF OR RESULTS FROM THE ORDINARY, STRICT, SOLE OR CONTRIBUTORY NEGLIGENCE OF OWNER OR ITS DIRECTORS, OFFICERS, EMPLOYEES, AGENTS, CONTRACTORS OR AFFILIATES. SOME STATES DO NOT ALLOW THE EXCLUSION OR LIMITATION OF INCIDENTAL OR CONSEQUENTIAL DAMAGES, SO THE ABOVE LIMITATION OR EXCLUSION MAY NOT APPLY TO YOU.

Product Support and Updates. This SOFTWARE is intended to be user-friendly and limited product support is provided by Owner as specified in the ACCOMPANYING MATERIALS.

Jurisdiction. NEW YORK LAWS GOVERN THIS AGREEMENT, REGARDLESS OF EACH STATE'S CHOICE OF LAW PRINCIPLES, WITH A FORUM AND VENUE OF NEW YORK COUNTY, NEW YORK. This Agreement may be modified only by a written instrument specifying the modification and executed by both parties. In the event that any provision of this Agreement shall be held to be unenforceable, such provision shall be enforced to the greatest possible extent, with the other provisions of this Agreement to remain in full force and effect. Entire Agreement. This Agreement represents the entire agreement between the parties, and supersedes any oral or written communications, proposals or prior agreements between the parties or any dealers, distributors, agents or employees. U.S. Government Restricted Rights. The SOFTWARE and the ACCOMPANYING MATERIALS is provided with RESTRICTED RIGHTS (as found in 48 C.F.R. §52.227-7013). This provision only applies if the U.S. Government or any of its entities obtains this SOFTWARE either directly or indirectly. Owner created this SOFTWARE and the ACCOMPANYING MATERIALS exclusively with private funds. Additionally, information contained in this SOFTWARE and the ACCOMPANYING MATERIALS is a trade secret of Owner for all purposes of the Freedom of Information Act or otherwise. Furthermore, this SOFTWARE is "commercial computer software" subject to limited use as set forth in any contract that may be entered into between the seller and the governmental entity. Owner owns, in all respects, the proprietary information and proprietary data found in the SOFTWARE and the ACCOMPANYING MATERIALS.

U.S. DEPARTMENT OF DEFENSE PERSONNEL. Owner only sells this SOFTWARE and the ACCOMPANYING MATERIALS with "Restricted Rights" as defined in DFARS 52.227-7013 (also found at 48 C.F.R. §252.227-7013). Any U.S. Government use, duplication, or disclosure is subject to the restrictions including, but not limited to those found in the Rights in Technological Data clause at DFARS 52.227-7013 (48 C.F.R. §252.227-7013) that may be amended from time to time.

NON-DEPARTMENT OF DEFENSE PERSONNEL. Other governmental personnel are on notice through this Agreement that any use of this SOFTWARE and the ACCOMPANYING MATERIALS is subject to similar limitations as those stated above, including but not limited to, those stated in Commercial Computer SOFTWARE - Restricted Rights found in 48 C.F.R. §52.227-19, that may also be amended from time to time. Manufacturer is Owner at the location listed below.

U.S. Export Laws Prohibitions. By opening the sealed software packaging and/or installing or otherwise using the SOFTWARE and ACCOMPANYING MATERIALS, You also agree and confirm that the SOFTWARE or ACCOMPANYING MATERIALS and any of the SOFTWARE's direct products are not being and will not be transported, exported or re-exported (directly or indirectly through the Internet or otherwise) into (or to a national or resident of) any country forbidden to receive such SOFTWARE or ACCOMPANYING MATERIALS by any U.S. export laws or accompanying regulations or otherwise violate such laws or regulations, that may be amended from time to time. You also agree and confirm that the SOFTWARE and ACCOMPANYING MATERIALS will not be used for any purpose that may be restricted by the same laws and regulations. Termination. This Agreement is valid until terminated. This Agreement ceases automatically (without any form of notice) if you do not comply with any Agreement provision. You can also end this Agreement by destroying the SOFTWARE and ACCOMPANYING MATERIALS and all copies and reproductions of the SOFTWARE and ACCOMPANYING MATERIALS and deleting and permanently purging the SOFTWARE from any client server or computer on which it has been installed.

Program Transfer. You may permanently transfer all of your rights under this Agreement, provided that the recipient agrees to all of the terms of this Agreement, and you agree to transfer all ACCOMPANYING MATERIALS and related documents and components and remove the SOFTWARE from your computer prior. Transferring the SOFTWARE automatically terminates Your license under this Agreement. Equitable Remedies. You hereby agree that if the terms of this Agreement are not specifically enforced, Owner will be irreparably damaged, and therefore you agree that Owner shall be entitled, without bond, other security, proof of damages, to appropriate equitable remedies with respect any of this Agreement, in addition to any other available remedies.

Owner: If You have any questions regarding this Agreement, the enclosed materials, or otherwise, please contact in writing: Take-Two Interactive Software
622 Broadway
New York, NY 10012
Attn: Customer Service


The software and related manual for this product are copyrighted. They may not be reproduced, stored in retrieval systems, placed on the Internet or World Wide Web, or transcribed in any form or by any means (electronic, mechanical, photocopying, recorded or otherwise) without prior written permission of the publisher. The software and related manual are licensed to You pursuant to the terms and conditions of that certain Limited Software Warranty and License Agreement contained in the software and the accompanying written manuals.

Windows, Windows 98, Windows 95, Windows NT, Windows 2000, Windows ME and DirectX are trademarks of Microsoft Corporation. The Ratings Icon is a trademark of the Interactive Digital Software Association. © 2002 Rockstar Games, Inc. GTAIII, Grand Theft Auto III, Rockstar Games and the Rockstar Games logo are trademarks of Take-Two Interactive Software, Inc. All Rights Reserved. All other marks and trademarks are properties of their respective owners. U.S. Government Restricted Rights. Manufactured in the U.S.A.

Miles 3D Realistic Sound Experience (RSX) Software Copyright (c) 1997-2001 by Intel Corporation and RAD Game Tools, Inc.

how to Find your way around

LIBERTY CITY IS MADE UP OF THREE DISTRICTS: PORTLAND, STAUNTON ISLAND AND SHORESIDE VALE



Portland


THIS IS THE INDUSTRIAL ZONE. HERE YOU WILL FIND THE DOCKS, THE RED LIGHT DISTRICT, WAREHOUSES, FACTORIES, MARKETS, GARAGES, AS WELL AS SOME USEFUL SUPPLIERS. THE AREA IS POPULATED WITH HOOKERS, PIMPS, LABORERS, DOCKWORKERS, POLITICIANS AND GENERAL SCUM. CRIME IS RIFE IN PORTLAND AND IT HAS A LONG HISTORY OF MAFIA CONTROL. BUT THIS IS BEING CHALLENGED BY THE TRIADS. A BLOODY TURF WAR HAS BEEN UNDERWAY FOR SEVERAL MONTHS. A DELIGHTFUL DISTRICT WITH SOMETHING FOR EVERYONE.

PLACES OF INTEREST: Luigi's, Mr. Wong's Launderette, Belly-Up Artificial Mackerel Company, Momma's, Ammu-Nation, 8-Ball's, Salvatore's Gentlemen's Club.

staunton island

THIS IS THE CENTRAL BUSINESS DISTRICT. THIS IS WHERE ALL THE BIG BUSINESS TAKES PLACE IN LIBERTY CITY AND IS DOMINATED BY THE RICH, POWERFUL AND CORPORATE. DURING THE DAY THE AREA IS BUSTLING WITH BUSINESSMEN DOING THEIR 9-5 THING - INSIDER TRADING, TAKING BRIBES AND SELLING THEIR GRANDMOTHERS FOR TEN BUCKS. AT NIGHT IT IS DARK, DESOLATE, AND VERY DANGEROUS.

PLACES OF INTEREST: the Love Media Building, Bush Stadium, Kenji's Casino, the shopping mall, Liberty Tree Offices.



shoreside vale

SUBURBAN BLISS AND TRANQUILITY LIBERTY CITY STYLE. HOME TO MANY OF LIBERTY CITY'S MORE AFFLUENT GANGSTERS, LIBERTY CITY'S COMMUTER-BELT IS A PATCHWORK OF SWIMMING POOLS, PICKET FENCES, BACKYARDS, BASKETBALL NETS, STREET GANGS AND FIVE CAR GARAGES. IT'S LITTERED WITH OSTENTATIOUS MANSIONS PAID FOR WITH BLOOD MONEY, PROTECTED BY HIGH SECURITY GUARDS AND GATES TO KEEP OUT THE GANGS OF BORED TEENAGERS LOOKING FOR SOMETHING TO DO TO BRING SOME EXCITEMENT TO THEIR MIDDLE CLASS EXISTENCE. THE DESIGNER DOGS AND THE STATION WAGONS GIVE A SHALLOW SERENITY TO SUBURBIA, BUT DON'T BE FOOLED. VIOLENCE AND CORRUPTION ARE AT THE HEART OF EVERY HOME.

PLACES OF INTEREST: Cartel Mansion, Francis International Airport, Cedar Ridge Observatory, Staunton View Picnic Area



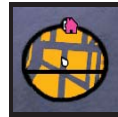
bridges and tunnels



STAUNTON ISLAND CAN BE REACHED FROM PORTLAND VIA THE CALLAHAN BRIDGE.

THE PORTER TUNNEL PROJECT IS DELAYED, BUT SHOULD BE COMPLETED SOON.

map



YOU'LL FIND A RADAR IN THE BOTTOM LEFT HAND CORNER OF YOUR SCREEN, THIS WILL SHOW YOU WHERE YOU ARE, AND WHERE YOU'RE HEADED. THE WHITE DOT IS WHERE YOU ARE, THE PINK DOT IS WHERE YOU NEED TO BE. IF THE PINK DOT IS AT THE TOP OF THE RADAR, YOU'RE HEADED IN THE RIGHT DIRECTION. YOUR CONTACTS WHO HAVE WORK AVAILABLE FOR YOU WILL APPEAR ON THE MAP AS THEIR FIRST INITIAL. TELEPHONE BOXES WHERE YOU CAN GET JOBS WILL APPEAR AS PHONE SIGNS. AFTER ALL, IT'S EASY TO FIND SOMETHING TO DO IN LIBERTY CITY.

FOR AN OVERVIEW OF THE WHOLE CITY YOU'LL FIND A HANDY FOLD OUT MAP INCLUDED OR REFER TO THE CENTER OF THIS GUIDE.

TRANSPORTATION

by car



LIBERTY CITY IS FULL OF MANY DIFFERENT KINDS OF CARS AND VEHICLES, ALL OF WHICH ARE YOURS FOR THE TAKING. TO CARJACK ANY PARTICULAR CAR, APPROACH THE CAR AND PRESS **RETURN/ENTER; JOYPAD 4; F KEY**. BE WARNED, WHILE SOME DRIVERS WILL BE SCARED AND HAND OVER THEIR VEHICLE WITHOUT TOO MUCH RESISTANCE, OTHERS MAY NOT BE TOO HAPPY ABOUT IT AND WILL PUT UP A FIGHT. FURTHERMORE YOU AREN'T THE ONLY ONE WHO LIKES TO TRAVEL THIS WAY – YOU CAN BE CARJACKED AT ANY TIME.

YOUR HAND BRAKE IS **RIGHT CONTROL; RIGHT MOUSE BUTTON; SPACEBAR**. USING HAND BRAKE AND NORMAL BRAKE **ARROW DOWN; JOYPAD 3; S KEY** SIMULTANEOUSLY WILL QUICKLY BRING YOUR VEHICLE TO A STOP.

DIFFERENT VEHICLES TEND TO BE FOUND IN DIFFERENT AREAS; YOU ARE MORE LIKELY TO FIND SUV'S OR STATION WAGONS IN SUBURBIA, MORE SPORTS CARS IN THE AFFLUENT COMMERCIAL DISTRICT AND MORE TRUCKS IN THE INDUSTRIAL AREA, SO IF THERE'S SOMETHING IN PARTICULAR YOU ARE AFTER – SHOP AROUND!

by train

LIBERTY CITY TRAIN RUNS ACROSS PORTLAND 24/7 ON A REGULAR SCHEDULE. STATIONS CAN BE FOUND IN CHINATOWN BY THE WATER, IN PORTLAND VIEW AND IN HEPBURN HEIGHTS.



by subway

THE LIBERTY CITY SUBWAY IS A DANGEROUS PLACE. ALWAYS TAKE WEAPONS WITH YOU WHEN TRAVELING ALONE, ESPECIALLY AFTER DARK. THE SUBWAY RUNS 24/7 AND STATIONS ARE LOCATED IN: RED LIGHT DISTRICT, PORTLAND; LIBERTY CAMPUS, STAUNTON ISLAND; BEDFORD POINT, STAUNTON ISLAND; FRANCIS INTERNATIONAL AIRPORT, SHORESIDE VALE.



by boat

HEAD DOWN TO THE DOCKS AND SEE IF THERE ARE ANY BOATS LYING AROUND UNSUPERVISED.



by plane

FRANCIS INTERNATIONAL AIRPORT IS LOCATED IN SHORESIDE VALE.



ON FOOT

WALK OR RUN AROUND THE CITY – DEPENDING ON WHO'S AFTER YOU. HOLD **RIGHT SHIFT; JOYPAD 2; LEFT SHIFT** DOWN TO RUN FASTER, BUT BE WARNED, YOU CAN'T SPRINT FAR.

