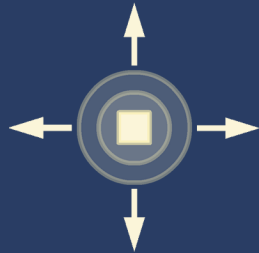


EVERYDAY SHOOTER GAMEPLAY

BASICS




SURVIVE EACH LEVEL. WHEN THE SONG ENDS, THE NEXT LEVEL BEGINS.



TO MOVE, PRESS THE ARROW KEYS OR USE THE ANALOG STICK ON THE GAMEPAD.

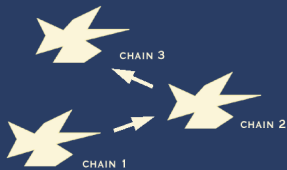


TO SHOOT, PRESS W A S D OR THE FOUR BUTTONS ON THE GAMEPAD. EACH BUTTON SHOOT IN A DIFFERENT DIRECTION.



THE ONLY WAY TO SCORE POINTS IS TO PICK THIS UP. BLINKY ONES SCORE MORE POINTS. SCORE ENOUGH TO GAIN AN EXTRA LIFE! ALSO, POINTS CAN BE USED TO UNLOCK ADDITIONAL FEATURES IN THE GAME.

CHAINING



EACH LEVEL HAS A DIFFERENT CHAINING SYSTEM FOR YOU TO DISCOVER.



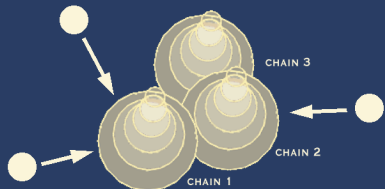
UNDERSTANDING THIS CHAINING GAMEPLAY IS THE KEY TO SURVIVAL AND A HIGHER SCORE.



FOR EXAMPLE, IN THE FIRST LEVEL, SHOOTING THIS ENEMY WILL ...



... MAKE AN EXPLOSION THAT LOOKS LIKE THIS.



ENEMIES THAT TOUCH THIS WILL ALSO TURN INTO A SPECIAL EXPLOSION. THIS IS HOW THE CHAIN REACTION PERPETUATES. ALSO ...



... IF YOU SHOOT THE SPECIAL EXPLOSION, IT GETS BIGGER AND LASTS LONGER.



WATCH THE ANIMATIONS CLOSELY TO DISCOVER THE CHAINING SYSTEM FOR EACH LEVEL!



TIPS



MOVE FASTER BY NOT FIRING. USEFUL FOR GETTING OUT OF STICKY SITUATIONS.



ROTATE THE GUN BY HOLDING ONE SHOOT BUTTON WHILE PRESSING ANOTHER. TO SHOOT WITHOUT ROTATING, LET GO OF ALL SHOOT BUTTONS FIRST.



EXPLODING ENEMIES AND POINTS PICKUPS WILL NOT HURT YOU.



BUT EVERYTHING ELSE WILL, SO BE CAREFUL!