



Harem in Another World 0.7 Guide/Walkthrough

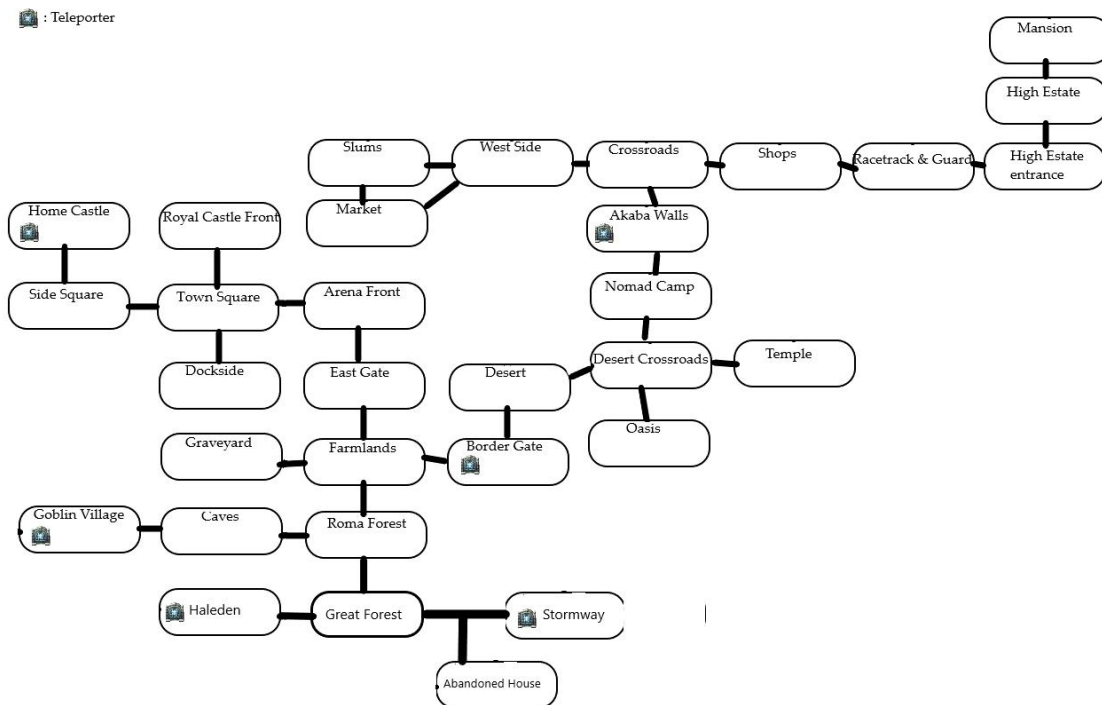
This is a basic walkthrough of the game to help you if you're stuck. It doesn't go into anything in depth but it highlights the main points.

Transferring saves to the latest game version:

On PC open up the game folder, then www. There is a folder called "save" there. If the save folder exists in the new version then copy the entirety of the contents of the folder over. If the folder doesn't exist then start up a new game and make a save, this will create the save folder allowing you to copy over.

On Android, simply update the previous version of the app with the new one and the saves will copy over.

Here's a simple diagram map of the game as it currently stands. Your Home castle is on the



left.

Intro: The bowl is on the right hand side of the church, Choose companions tits whilst talking to the king to get an extra scene.

Resources locations:

Wood: Outside Roma Church, Forest South of Roma, Desert crossroads, Akaba lead up, Outside Desert temple, Cave system to goblin village, goblin village, goblin village damaged house, Akaba market, great forest, Haleden east, Nice forest area, temple climb

Stone: Forest by Roma, farmland outside roma, Abandoned tent outside desert temple, cave system in

Forest, Goblin village main hall, Akababandit hideout up, run down tavern, high estate entrance, Great forest cave, Haleden west, Stormway outside

Iron: Cursed cave under house, Nomad camp behind boulder, High estate house, Mountain climb, Lighthouse, High Estate Mansion

Gems: Abandoned Bus, Chicken Chaser quest

Main Quests

Haunted Mansion:

To get to the abandoned castle go left then up from the town center
The main door is locked but there is a passage on the left.
Go inside passage explore the cave and find the ghost.
Go to Church in town and speak to the lead nun to get talisman.
Return to ghost then go past her into the castle from below.
You can then remove the barricade on the door and exit thorough the front.

No I'm Spartacus!:

(You must complete the Side quest *Little shop of lovers* to finish this quest)

Speak to Maximus outside the Royal castle.

Purchase arena pass from desk inside Arena and go inside to the back and talk to the Baron.

Each fighter has a weakness you'll need to exploit

Conrick : Beer - Speak to barmaid in the Arena garrison for hint and then collect beers from around arena

Edon : Jewellery - Speak to guard outside arena near statue tells you about jewellery, go home and see glimmer in rubble. Speak to Elsy in the tea shop about upgrading. She upgrade your house and you get handed necklace outside home

Gant: Scrolls- priest inside arena on left hand side tells about scrolls. Find scrolls in item shop , Interact with Scrolls in Gants room to replace them.

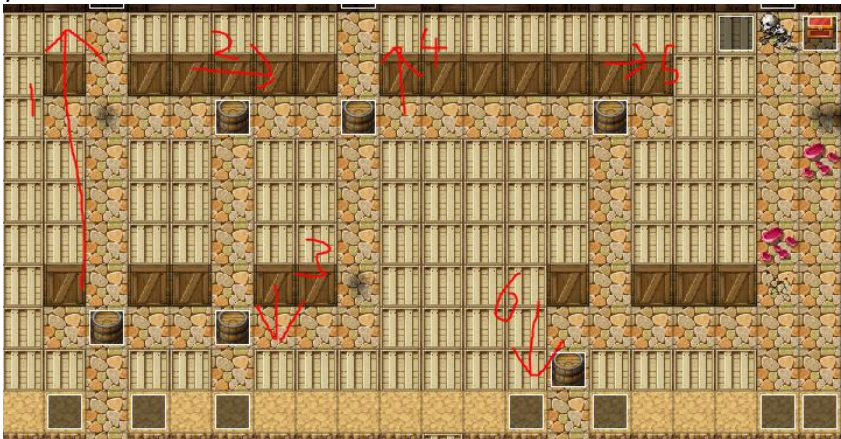
Indiana Johnson:

Head towards the Nomad tribe in the desert, to do this you'll need a border pass which you can find in the forest south of Roma.

Talk to the Chieftain in the big tent and agree to help. You'll need to complete the following side quests to progress :

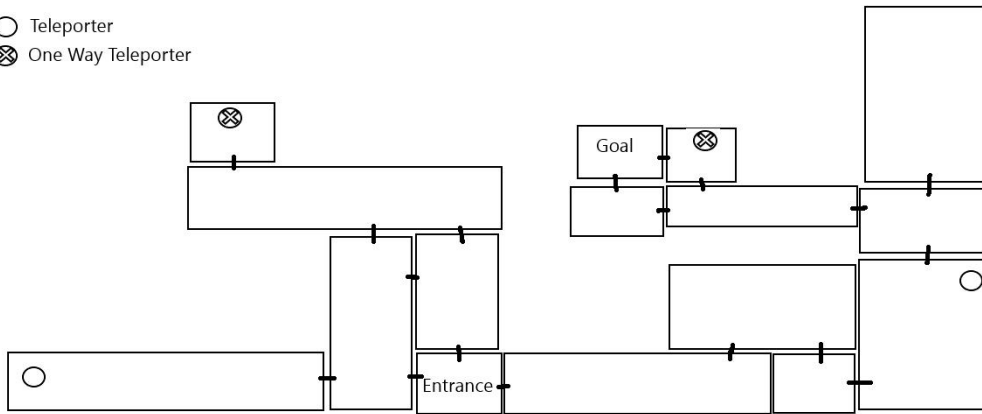
Got wood? Horse whisperer and Prick for a dick.

After three side quests are done you'll receive amulet half. The other half is behind a puzzle in desert, A cave in the area where you find a horse.



With both halves you can go inside the temple. Here's a map of the inside of the temple:

- Teleporter
- ⊗ One Way Teleporter



What's Fatty up to now?:

- Go To Akaba
- Complete Side quest *No such thing as a free drink*
- Complete *MIA*
- Go to crossroads in center of Akaba

MIA:

- Go to potion shop on the East side of Akaba,
- solution to torch puzzle from top row is



Once solved go into the basement where you'll have a boss fight against a cultist.

Belly dance 2: Electric Boogaloo:

- Go to dress shop in Roma to buy a belly dancing outfit for Ruth, Return to the guard base in Akaba

Bit Nippy:

- Go to the stormway temple, on the right through the great forest.
- Speak to guard then go to Maria at the border gate. You will need to complete her quest if you haven't done so already.
- Find the three keys to the door, they are all on the ground inside.
- Speak to the person stood by the basement gate. Changes depend on Previous choices
- Complete stealth section
- Go upstairs to office and through door on right
- Go through passageway behind desk

Oh Faptain my Faptain:

- Go to Haleden and speak to the barmaid behind the bar
- Go to the house on the left side of town and speak to the Red Captain
- Leave town on the right hand side and follow the coast to the caves.
- Cave1: push the first and second boulder then pull the first again



Cave 2: All boulders need to be pushed out



Cave 3: Push all the boulders except 2



Return to town and talk to the Red Captain.

Next quest:

Not currently completable

Side Quests

Little shop of lovers:

Speak to man in tea shop south of your castle.

Find Elsy in forest south of Roma, defeat the bandits and claim your reward.

Young Love:

Speak to boy in Roma town square, talk to girl in Square, Talk to boy again

Chase that pussy:

Speak to sailor at docks outside wooden building

Rescue the cat from the maze, it's in the bottom left corner

Moby Dicking:

Earn 1000 gold fishing to unlock a better boat (available after completing *Champion of Arena*)

You can always trust the bank:

Deposit 5000 total gold in the bank

28 inches later:

Speak to adventurers in tavern in Roma
Speak to farmer in the farmlands south of Roma to get key to graveyard
Graveyard is on the left past the farmers house
Take the outside route thorough he graveyard to avoid a lot of enemies

Oceans 69:

Speak to guy near east gate (available after completing *Champion of Arena*)
Find key in fishing mini-game (Completing Moby dicking to get the better boat required)
The key is in the bottom right, look for the bubbles in the water.

Never trust the bank:

(available after completing *You can always trust the bank*)
Access the vault in the bank, open the chests then speak to the banker behind the desk.
You need to find the five bankers that ran away:
Old guy in the bank
one in church
one in docks
one in arena
one in farmlands
Return and get reward

Got wood?:

Talk to lady standing outside broken building top left of Nomad camp
Exit camp and go south to find oasis, log on left hand side, Then return to lady.

Horse whisperer:

Talk to guy near horses in camp, his white horse is in desert, from camp down and left. Running around near water. Interact with it then return to guy.

Prick for a dick:

Talk to Chieftain of nomad camp in the big tent in the center, The cactus is in the forest south of Roma in the bottom left corner.
Return to Chieftain

Nuns gone wild:

Go inside tent at the Roma Border gate. Take Maria's letter to church in Roma. You can either return to Maria directly of modify the letter to get a sex scene. To do this speak to the barmaid in tavern, speak to sleeping man in docks, Return to Maria

Laws and Lore:

Interact with the teleporter outside Akaba
Talk to the priest in the church in Akaba
Talk to Maximus in Roma, Check in he's in front of the Royal castle. Then go and find him in front of your home.

Boo-kkake:

(available after completing *Indiana Johnson*)
Go into cave under house and move boulder
Speak to Lorel at the back of the cave
Speak to nun in town
Speak to Clown in tavern in nomad camp
Return to Lorel

Between a rock and a soft place:

Return with Ruth in party to move boulder

Quest for cloth:

Speak to goblin outside hut with Goblette inside
Panties are in hut with grass floor behind barrel
Return to goblin

Fit for a Queen:

Talk to Glal in goblin hall
Talk to Elsy in tea shop about upgrading

return to Glal

Strength of a king:

Talk to Lih in goblin hall
kill ten skeletons, best place is graveyard next to farm
return to Lih

No such thing as a free drink:

Talk to guard outside tavern in Akaba
Talk to High guard (Black Armour) inside the tavern
Choose either option
Talk to guard outside

Sea-Soggy-Biscuit:

Talk to Mia in potion shop on the far east of Akaba
White stallion hair is in nomad camp the horse you saved earlier
Goblin salt is from Goblette in the goblin village
Go to Mia, After transformation talk to dolly, the girl on the farm outside Roma. Return to Mia

Thoroughbreeder:

(available after completing *Sea-Soggy-Biscuit*)
Get first place in the races

What to do with a drunken sailor:

Pick up outside potion shop in Akaba. Using the map at the top of the guide sailor locations are:
West side, abandoned house
Slums, run down pub
Shops, Tavern
Racetrack and guard
Crossroads

Discord Kitten:

Talk to girl on Prime estate in Akaba (available after completing *Belly dance 2: Electric Boogaloo*)
Find bandits in cave Outside akaba, on way to nomad camp
Either pay them or attack them
return to girl

Cumpowder Plot:

After slaying the beast in Haleden, go to the house that was previously blocked by a dog. Read the letter then speak to Maximus outside the castle. Pick out the four spies



Deep Purple:

Go right in the great forest to reach the nice part of the forest. Go down to the abandoned hut and speak to elsy inside.
Talk to elsy in her shop
Talk to Lorel under the house(Need to have Progressed in Sasha's quest line to have a bath area in the cave)
Return to Elsy in the abandoned hut

Chicken Chaser:

(Need to have completed the Sea-soggy biscuit quest)
Interact with the new mailbox in front of the castle
Find Mia at the top of the high estate in Akaba.

Relationship Quests

Kali

A-maid-zing

Speak to Kali at home.
Buy maid outfit at tailors next to town gate
Return to Kali

After A-maid-zing and Orla joining the house there is a cutscene in the main hall which increases Kali's relationship.
Kali has a scene with Lorel which increases Kali's relationship.

Sasha

Happy waifu happy lifefu

Speak to Sasha at home
Buy house upgrade from Elsy in tea shop
return to Sasha

Complete the side quest Boo-kkake
Speak to Sasha in the main hall
Speak to Sasha after upgrading the master bedroom and looking at it
Speak to Sasha and bring wine

Ruth

Pumping iron

Speak to Ruth at home
Upgrade the cellar if you haven't already
Investigate the different coloured wall in cellar
Buy gym upgrade from Elsy
return to ruth

Turn the heat to 11

Speak to Ruth at home
Speak to Lorel downstairs in the baths
Return to Ruth

Orla

Wine o clock

Speak to Orla in house
Buy wine from item shop in town
Return to Orla

Eukonkanto

Speak to Orla in house
Speak to Elsy, Maximus, the high priestess and the barmaid in town

Whats in the box?

Speak to Orla in house
Speak to Lih in the main hall of the goblin village
Return to Orla

Madeline

Buy the library upgrade for the house
Speak to Madeline in the library