



 Bethesda

WARNING: READ THIS IMPORTANT SAFETY INFORMATION BEFORE USING

A small percentage of people may experience seizures when exposed to certain lights, patterns or images that may appear in video or computer games. This may occur even with no history of epilepsy or seizures. If you, or anyone in your family, have an epileptic condition or history of epilepsy, consult your doctor prior to playing. Parents should monitor the use of video games. Children and teenagers are more likely than adults to experience photosensitive seizures.

IMMEDIATELY discontinue use and consult your doctor if you or your child experience any of the following symptoms or other discomfort while playing a video game: dizziness, blurred or altered vision, eye or muscle twitches, loss of consciousness, disorientation, any involuntary movement or convulsion.

To help reduce the risk of photosensitive seizures take the following precautions:

- Play in a well-lit room.
- Do not play if you are tired, drowsy or fatigued.
- Rest for at least 10 to 15 minutes per hour while playing.
- Sit farther from the screen.
- Play the game on a smaller screen.

CONTENTS

Character Profiles	2
Getting Started	4
Title Menu	5
Game Controls	6
Difficulty Levels	8
Heads-Up Display	9
The Inventory Screen	10
Creating Agony Crossbow Bolts	11
Upgrading Your Skills	12
Staying Alive	13
Helpful Tips	14
End User License Agreement	19
Warranty and Technical Support	21

CHARACTER PROFILES



SEBASTIAN CASTELLANOS

Sebastian Castellanos is a decorated detective of the Krimson City Police Department. He is capable and no-nonsense but often curt with others. Recent personal tragedies have hardened him, eroding his passion for his work and filling him with a sense of despair he's never known before.

JULI KIDMAN

A new detective recently transferred to Sebastian's precinct. On one of her first assignments with Sebastian, they are sent to Beacon Mental Hospital only to be caught up in something sinister.



JOSEPH ODA

Sebastian's steadfast partner of many years. They have opposing personalities, but the contrast works in their favor, although occasionally Joseph has to help keep Sebastian in line.



GETTING STARTED

Follow the onscreen instructions to install the game.

Launch **THE EVIL WITHIN** and select NEW GAME to begin a new game. On the next screen, you can adjust the brightness to match your display. Next, choose a difficulty setting (see DIFFICULTY LEVELS on page 8 for more details) to begin your game.

USING A GAME CONTROLLER

This game can be played with a mouse and keyboard, but it is recommended that you use a game controller for the best gaming experience.



TITLE MENU

CONTINUE GAME: Continue from the most recent save game

NEW GAME: Start a new game

LOAD GAME: Continue from a previously created save game

OPTIONS: Choose various game options

CREDITS: View the game credits

AVAILABLE AFTER COMPLETING THE GAME:

NEW GAME+:

Upon completing the game, a special icon will be added to your save file. After choosing NEW GAME+ you will be prompted to select a save file. If you select a file with this special icon, you will have access to all chapters and can play any of them with all of your weapons, skills, and bonuses from that save file. You must play from Chapter 1 to get credit for a full play-through.

MODEL VIEWER:

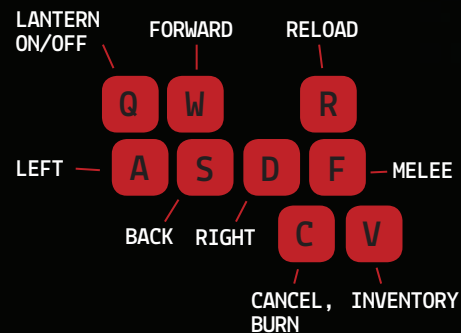
View 3D models of characters, creatures, and weapons from the game

GAME CONTROLS *

GAME CONTROLLER (RECOMMENDED) :



OPTIONAL KEYBOARD CONTROLS:

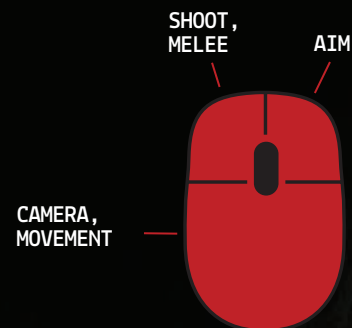


SPRINT — **SHIFT**

SNEAK, HIDE — **CTRL**

CONFIRM, INTERACT

SPACEBAR



*Game controls can be changed in the Options Menu.

DIFFICULTY LEVELS

Only Casual and Survival are available at the start. Upon clearing the game new difficulty settings are unlocked. Difficulty settings cannot be raised during gameplay but can be lowered via the Options menu. Lowering the difficulty during gameplay will restart the Chapter.

CASUAL:

Recommended for first time survival horror players. Difficult, but gentle.

SURVIVAL:

Ideal for experienced survival horror players. Expect a challenge.

HEADS-UP DISPLAY

The Heads-Up Display, or HUD, will appear when in a combat situation. It will disappear when not in use.



1. MATCH COUNTER: The current number of matches Sebastian is carrying

2. HEALTH BAR: Sebastian's current health

3. STAMINA BAR: Sebastian's current stamina (appears only when running)

4. WEAPON: The currently-equipped weapon

5. AMMO: The number of shots remaining before needing to reload

6. RESERVE AMMO: The amount of extra ammo currently being carried

THE INVENTORY SCREEN

Press **R** to bring up the Inventory screen.



Select a weapon or item using **L**. Press **A** to equip or use that item immediately.

Press **Y** to display information about the currently-selected item. While an item is selected, press any direction on **+** to assign it to one of your four shortcut slots.

CREATING AGONY CROSSBOW BOLTS

From the Inventory screen, select the Agony Crossbow.



Switch between the various types of ammunition for the Agony Crossbow by pressing **X**. The right side of the screen displays how many Trap Parts you currently have. If you have enough, press **RB** to create a new bolt of the currently-selected type.

UPGRADING YOUR SKILLS



Periodically throughout the game, you will be able to upgrade Sebastian's skills. These are purchased using the Green Gel you'll find throughout the world.

Switch between different upgrade types by pressing **LB** and **RB**. Choose a specific upgrade using **L**. The bottom of the screen displays how many Green Gel upgrade points are required and how many you currently have. If you have enough, press **A** to purchase the upgrade. Press **B** to back out of the upgrade screen.

STAYING ALIVE

The Evil Within is a difficult game. To survive, keep an eye on Sebastian's health and ammunition at all times. Some adversaries can only be killed in specific situations. Don't be afraid to run away when overwhelmed. Many objects in the environment can be used to hide from enemies. Watch where you're running, as the world is filled with traps.

Also, you can lower the difficulty level at any time during gameplay via the Options menu, though doing so will restart the Chapter.

Death will come often and when you least expect it.

Good luck.



HELPFUL TIPS

CONTEXTUAL ACTIONS

PRESS **A**

Climb up and down ladders, over obstacles, through windows, and perform other contextual actions.



AVOIDING BOMBS

RB SNEAK

Bombs can be snuck past without causing them to detonate.

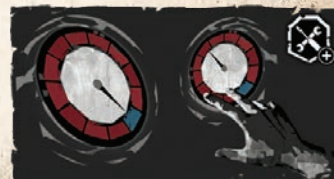


DISARMING BOMBS

PRESS **A** TO STOP THE NEEDLE

BLUE = Success, RED = Failure

Stopping the needle in the blue zone within one rotation will disarm the trap. Disarming the trap will yield trap parts.



BREAKING LOCKED CHAINS

RT SHOOT OR
Y MELEE ATTACK

Shoot or Melee attack to break chains.





EXCESSIVE NOISE

Enemies can be alerted by excessive noise, such as when doors are kicked open.



ENEMY ALERTNESS ICON

 **PROXIMITY:**
An enemy is nearby.

 **DISCOVERY:**
An enemy is aware of you.



When an enemy is within a certain distance, the Proximity Icon will appear. When an enemy has found you, the Discovery Icon will appear.

NOTE: This is toggled on by default in Casual difficulty, but can be turned on/off in the Options menu for Survival difficulty. It cannot be turned on for higher difficulty levels.

MELEE ATTACKS

PRESS Y

Attack enemies or objects bare-handed or with a melee weapon.



Melee attacks are primarily defensive and best used as a last resort. Fallen enemies can be stomped for further damage by pressing **Y**.

DISARMING TRAPS

HOLD A
TO DISARM TRAP


Disarming the trap yields trap parts.



DISARMING BEAR TRAPS

RB SNEAK + **A** DISARM

Crouch and sneak up on bear traps to disarm them and obtain trap parts.



USING MATCHES

Approach a fallen enemy and press **B** to burn them, destroying them completely. Burning something consumes one match.



If multiple enemies are close enough together, they can all be burned with one match. Other things besides corpses and enemies can also be burned.

USING THE LANTERN

PRESS **L** TO USE THE LANTERN

The lantern lights up the area, but also makes it easier for enemies to find you.



CREATING AGONY BOLTS

PRESS **RB** CREATE BOLT (WHILE AGONY SELECTED)

Trap parts can be used to make more of any Agony Bolt you possess.



END USER LICENSE AGREEMENT

This is a legal agreement ("Agreement") between you, the end user ("You") and ZeniMax Media Inc. through its division, Bethesda Softworks LLC ("Licensor"). This Agreement is part of a product package (the "Package") that includes one or more discs containing one or more Licensor software products (collectively, the "Product") and certain electronic and/or written materials (the "Documentation").

BY CLICKING "I AGREE", BY INSTALLING THE PRODUCT, OR BY ACCESSING OR USING THE PRODUCT OR OTHER SOFTWARE, IF ANY, PROVIDED TO YOU IN THE PACKAGE, YOU ACKNOWLEDGE THAT YOU HAVE READ ALL OF THE TERMS AND CONDITIONS OF THIS AGREEMENT, UNDERSTAND THEM, AND AGREE TO BE LEGALLY BOUND BY THEM. YOU UNDERSTAND THAT, IF YOU PURCHASED THE PACKAGE FROM AN AUTHORIZED RESELLER OF LICENSOR, NEITHER THE RESELLER NOR ANY OTHER THIRD PARTY IS AN AGENT OF LICENSOR, AND NO SUCH PARTY IS AUTHORIZED TO MAKE ANY REPRESENTATIONS, CONDITIONS OR WARRANTIES, STATUTORY OR OTHERWISE, ON BEHALF OF LICENSOR, OR TO VARY ANY OF THE TERMS OR CONDITIONS OF THIS AGREEMENT.

If You do not agree to the terms of this Agreement, promptly return the entire Package (with the unused Product in their original packaging) to the store where you purchased it for a refund, subject to any applicable return policies including any limitations and restrictions on returns. All returns must include all packaging, manuals and other materials provided with the Package.

If You do not agree to the terms of this Agreement, You may not use the Package or any part thereof.

1. LIMITED LICENSE:

Subject to the terms and conditions of this Agreement, You are entitled to use one copy of the Product, in executable form, for Your own personal, non-commercial use. You may not sell or transfer reproductions of the Product or Documentation, or any other part of the Package to other parties in any way. You agree not to use the Product in any manner other than its intended use and/or purpose.

2. OWNERSHIP; COPYRIGHT:

You agree and understand that You are provided with LICENSED RIGHTS; nothing herein shall be deemed to be a transfer of ownership of any software or proprietary materials of Licensor or its licensors. Title to and ownership of the Package, including the Product (and all parts thereof), the Documentation, and patents, trademarks, copyrights and all other intellectual property and other property rights applicable thereto, shall at all times remain solely and exclusively with Licensor and/or its licensors, and You shall not (nor shall You permit any third party to) take any action inconsistent with such title or ownership. The Product, the Documentation, and the other components of the Package are protected by United States copyright and other applicable laws and by international treaty provisions. Any rights not expressly granted herein are reserved to Licensor and/or its licensors. You may not modify or remove any proprietary rights notices of Licensor or any of its licensors.

3. OTHER RESTRICTIONS:

You may not cause or permit the sale, disclosure, copying, renting, licensing, sublicensing, leasing, disseminating, uploading, downloading, transmitting, or otherwise distributing the Product, the Documentation or any of the other components of the Package by any means or in any form, without the prior written consent of Licensor. You may not (and may not permit any third party to) modify, enhance, supplement, create any derivative works from, adapt, translate, reverse engineer, decompile, disassemble or otherwise reduce the object code form of any software provided to You to human readable form, or use parts of the software product provided as part of the Package independently of the Package or of the Product. You may not (and may not permit any third party to) avoid, circumvent or disable any security mechanism, procedure or protocol, or any copyright protection, provided or included in connection with the Package or any parts thereof.

You shall not create any new materials using any Product content ("New Material") that infringe upon the rights of others, or that are libelous, defamatory, harassing, or threatening. If You distribute or otherwise make available New Material to others, You automatically grant to Licensor the irrevocable, perpetual, royalty-free, sublicensable right and license under all applicable copyrights and intellectual property rights laws to use, reproduce, modify, adapt, perform, display, distribute and otherwise exploit and/or dispose of the New Material (or any part of the New Material) in any way Licensor, or its respective designee(s), sees fit. You also waive and agree never to assert against Licensor or its licensees any moral rights or similar rights, however designated, that You may have in or to any of the New Material. As noted below, if You commit any breach of this Agreement, Your license and this Agreement shall automatically terminate, without notice.

Your breach of this Section shall constitute a material breach of this Agreement and/or of applicable copyright and other intellectual property rights laws and treaties, and may subject You to civil and criminal liability.

4. TERMINATION:

This Agreement and the licenses granted under this Agreement are effective until terminated. They shall terminate automatically without notice if You fail to comply with any provision of this Agreement. Upon termination You shall immediately cease using the Product, and destroy the Product, the Documentation, and the other parts of the Package, and all copies of any parts thereof.

5. GENERAL:

This Agreement constitutes the entire understanding between Licensor and You with respect to subject matter hereof. Any change to this Agreement must be in writing, signed by Licensor and You. Terms and conditions as set forth in any purchase order which differ from, conflict with, or are not included in this Agreement, shall not become part of this Agreement unless specifically accepted by an authorized representative of Licensor in writing. You shall be responsible for and shall pay, and shall reimburse Licensor on request if Licensor is required to pay, any sales, use, value added (VAT), consumption or other tax (excluding any tax that is based on Licensor's net income), assessment, duty, tariff, or other fee or charge of any kind or nature that is levied or imposed by any governmental authority on the Package. No waiver of Licensor's rights shall be effective unless made in a writing signed by a duly authorized representative of Licensor. You understand that the Product may contain confidential information and/or trade secrets of Licensor; You agree to maintain and protect such confidential information and trade secrets in strictest confidence for the benefit of Licensor, and not to use or disclose them without express authorization from Licensor.

All disclaimers of warranty and Sections 2, 3, 5, 6, and 8 shall survive any termination of this Agreement. If any provision of this Agreement is held to be invalid, unenforceable, or not to be compliant with requirements of local law that may not be varied by contract, it shall be deemed severed from this Agreement, and deemed replaced with a substitute provision that retains to the maximum extent possible, the effect, scope and economic benefit of the severed provision consistent with applicable law. All other provisions shall continue in full force and effect.

All notices and demands to Licensor hereunder shall be in writing and shall be served by personal service or by mail at the address first set forth in this Agreement (or at such different address as may be designated by Licensor from time to time by written notice) - Attn: Executive Vice President - Legal. All notices or demands by mail shall be by certified or registered mail, return receipt requested, or by nationally/internationally recognized express courier, and shall be deemed complete upon receipt.

6. EXPORT AND IMPORT COMPLIANCE:

You are solely responsible for compliance with the export control laws and regulations of the United States and Your locality. In the event You export the Product, the Documentation or any other part of the Package from the country in which You first received it; You assume the responsibility for compliance with all applicable export and re-export regulations, as the case may be.

7. SUPPORT SERVICES.

Support services, if any, provided by Licensor shall be subject to the terms of this Agreement and Licensor's current support policies. Licensor provides all support services solely on an "AS IS" basis.

8. GOVERNING LAW; ARBITRATION:

This Agreement and Your use of the Package, and all disputes arising out of or related to this Agreement or the Package (or any part thereof) shall be governed by, and any arbitration hereunder shall apply, the laws of the State of Maryland, USA, excluding (a) its conflicts of laws principles; (b) the United Nations Convention on Contracts for the International Sale of Goods; (c) the 1974 Convention on the Limitation Period in the International Sale of Goods; and (d) any Protocol amending the 1974 Convention. Any dispute, controversy or claim arising out of or relating to this Agreement or the Package (or any part thereof), including its interpretation, performance or termination, shall be finally resolved by arbitration. The arbitration shall be conducted by three (3) arbitrators, one to be appointed by Licensor, one to be appointed by You and a third being nominated by the two arbitrators so selected or, if they cannot agree on a third arbitrator, by the President of the American Arbitration Association ("AAA"). The arbitration shall be conducted in English and in accordance with the then-current arbitration rules of the AAA applicable to the dispute (such as, for example, the AAA international rules if You are not a United States resident). The arbitration, including the rendering of the award, shall take place in Rockville, Maryland USA, and Rockville, Maryland USA shall be the exclusive forum for resolving any such dispute, controversy or claim; however, if You are a resident of the European Community, the arbitration shall take place in London, England. The decision of the arbitrators shall be binding upon the parties hereto, and the expense of the arbitration (including without limitation the award of attorneys' fees to the prevailing party) shall be paid as the arbitrators determine. The decision of the arbitrators shall be executory, and judgment thereon may be entered by any court of competent jurisdiction. Notwithstanding anything contained in this Paragraph to the contrary, Licensor shall have the right to institute judicial proceedings against You or anyone acting by, through or under You, in order to enforce Licensor's rights hereunder through reformation of contract, specific performance, injunction or similar equitable relief.

WARRANTY INFORMATION

LIMITED WARRANTY

Bethesda Softworks LLC, a ZeniMax Media company ("Bethesda Softworks") warrants to you, the original purchaser of this disc and the game software encoded thereon ("Game"), that under normal use the Game will perform substantially as described in the accompanying manual for a period of 90 days from the date of purchase ("Warranty Period"). This Limited Warranty: (a) does not apply if the Game is used for a business or commercial purpose; and (b) is void if failure of the Game has resulted from accident, abuse, virus or misapplication.

EXCLUSIVE REMEDY AND LIMITATION OF LIABILITY

Warranty claims must be made to the retailer from whom you purchased the Game. You must return the Game to your retailer during the Warranty Period, together with a copy of the original sales receipt and an explanation of the difficulty you are experiencing with the Game. At its option, the retailer may either repair or replace the Game. Any replacement Game will be warranted for the remainder of the original Warranty Period or 30 days, whichever is longer. Bethesda Softworks' and its licensors' and suppliers' entire liability and your exclusive remedy shall be, at the retailer's option, the repair or replacement of the Game that does not meet this Limited Warranty and is properly returned to the retailer. Outside the United States, neither of these remedies nor any product support services are available without proof of purchase from an authorized international source.

WARRANTY PROTECTION

To be eligible for warranty protection hereunder, you must register at www.bethsoft.com within thirty (30) days of purchase. Failure to register within thirty (30) days of purchase shall result in the loss of your warranty protection. Warranty protection is available only to you, the original purchaser. In the event of any questions in this regard, Bethesda Softworks reserves the exclusive right to determine warranty eligibility and appropriate redress, if any.

NO OTHER WARRANTIES, CONDITIONS OR DUTIES.

TO THE MAXIMUM EXTENT PERMITTED BY APPLICABLE LAW, BETHESDA SOFTWORKS AND ITS LICENSORS AND SUPPLIERS DISCLAIM ANY AND ALL OTHER WARRANTIES, CONDITIONS AND DUTIES, WHETHER EXPRESS, IMPLIED, STATUTORY OR OTHERWISE, INCLUDING BUT NOT LIMITED TO ANY WARRANTY OF MERCHANTABILITY, FITNESS FOR A PARTICULAR PURPOSE, TITLE, NON-INFRINGEMENT, OR NON-MISAPPROPRIATION OF INTELLECTUAL PROPERTY RIGHTS OF A THIRD PARTY.

EXCLUSION OF CONSEQUENTIAL, INCIDENTAL AND CERTAIN OTHER DAMAGES

To the full extent allowed by law, neither Bethesda Softworks and nor its licensors and suppliers are liable for any: (a) consequential or incidental damages, (b) damages for loss of any nature relating to lost profits, loss of data, privacy or confidentiality, or failure to achieve desired results or to meet any duty, including but not limited to any duty of lack of negligence or of workmanlike effort, or (c) indirect, special or punitive damages; arising out of or relating in any way to any breach of this Limited Warranty. The foregoing applies even if Bethesda Softworks or its licensors and suppliers have been advised of the possibility of such losses or damages. Some jurisdictions do not allow limitations as to how long an implied warranty lasts and/or exclusions or limitations of consequential or incidental damages so the above limitations and/or exclusions of liability may not apply to you. This Limited Warranty gives you specific rights, and you may also have other rights that vary from jurisdiction to jurisdiction.

TECHNICAL AND CUSTOMER SUPPORT

For technical and customer support please visit SUPPORT.BETHSOFT.COM or call toll-free 1.844.ZENIMAX.

For help requests by mail please send all correspondence to:

Bethesda Softworks, 101 Schilling Road, Suite 20, Hunt Valley, MD 21031 USA

For warranty claims, please return the product to the point of purchase, along with any proof of purchase. If you are outside the United States, you may mail your Game disc and packaging to the above address, and be sure to include the following required items:

- | | |
|---------------------------------------|--------------------------|
| •All Purchased Items | •Dated Proof of Purchase |
| •Brief Description of Error or Defect | •Return Address |

GAME REGISTRATION CODE



Tango Gameworks

ZeniMax
MEDIA INC.

Bethesda

The Evil Within™ © 2014 ZeniMax Media Inc. Developed in association with Tango Gameworks. The Evil Within, Tango, Tango Gameworks, Bethesda, Bethesda Softworks, ZeniMax and related logos are registered trademarks or trademarks of ZeniMax Media Inc. in the U.S. and/or other countries. id Tech and related logos are registered trademarks or trademarks of id Software LLC in the U.S. and/or other countries. Uses id Tech®. Copyright © 2011-2014 id Software LLC. This game uses NaturalMotion morpheme animation technology. Uses Havok™: ©Copyright 1999-2014. Havok.com, Inc. (and its Licensors). All Rights Reserved. See www.havok.com for details. Portions of this software utilize SpeedTree® technology (©2011 Interactive Data Visualization, Inc.). SpeedTree® is a registered trademark of Interactive Data Visualization, Inc. All rights reserved. Uses Bink Video. Copyright © 1997-2014 by RAD Game Tools, Inc. Uses Umbra 3 Visibility Solution. © 2014 by Umbra Software Ltd. www.umbrasoftware.com. The ratings icon is a trademark of the Entertainment Software Association. All rights reserved.

ZB11851MNPBM