

 SECRET BASE



A message from SECRET BASE

First of all, thank you for checking out the instructions manual to *Devil's Dare*! I hope that means you are at least interested in buying the game, or have already purchased a copy. And if so, thanks again.

Many fellow indie game developers I've spoke to told me that beat'em up is a genre, high up in their bucket list. The one genre I have to make before I throw in the towel, they said.

Yet not many ever got to it.

There's lots of good reasons why so few of us did, I think. Be it the massive amount of artwork, the lack of innovation and break through in the genre, but most of all, because it's a very niche market. And it's too big an investment to risk.

But if you were born and raised as a gamer in the 80s or 90s, beat'em up must have been a part of your life. I know it's been a big part of mine. So how can this be a niche market? How can we not want to beat more things up?

I believe we do. We all do. And now we can.

With *Devil's Dare*, my goal is to bring us back to the golden age. A simpler but better time where our fist can answer many questions. A time where we brave through the raging streets as man size turtles with our best friends.

So go on! Ready your beer! Call your buddies over and get ready for one final fight!

TABLE OF CONTENTS

Getting Started 3 - 4

You wanna play a game? 5

The Heroes

 Axel 6

 Kingston 7

 Queenie 8

 Jackson 9

Unlockable Character 10

Upgrade your moves 10

How To Play

 Basic 11

 Special Moves 12

 Special Cancel & Counter Attack 13

 Fatality & Massacre 14

 Multiplayer 15

 Dynamic Levels 16

 Make Money 17

 Soul Token & Game Over 18

Notes 19 - 20

Contact Us 21

For game play help, email us
info@secretbase.com.sg

Getting Started

When you first start the game, navigate the game's menu with your keyboard. Use the arrow keys to move your cursor, press "Z" to confirm your selection, or "X" to cancel.

Start Game

Select Start game to access the Save Slot menu.

From the menu, select one of the slot. From here, you can choose to start a new game, continue your previous game, or delete the existing slot.

If you are a new player, select new game and choose the number of players to join you in the game.



The save slot menu keeps check of your progress, your remaining cash and the characters selected for the game.

Note that there is no way to retrieve deleted slots.

Achievement

Access the achievement to find out the conditions to unlock the achievements, as well as the the achievements you've unlocked.

Options

Access the options menu to adjust your display size and game's volume.

Keys Configuration

On the menu, press "ESC" to instantly access the Keys Configuration option.

Navigate the Keys Configuration menu with your mouse. Click on the buttons you wish to edit, and press your preferred key. Scroll down to edit the keys for other players too. Press "reset" to set the keys back to the default controls.



You wanna play a game?

It's the year 20XX at the Benny Arcade Expo, and the world has gone to shit... because zombies. They came without warning, eating, munching and turning every gamer, reviewer and youtuber into one of them.



Everyone but four surviving gamers, Axel, Kingston, Queenie and Jackson, chosen by Ivan the red fairy. Now armed with mythical weapons of legend, and granted with strangely familar powers, our heroes set off to save the world.



Character Select

There are four selectable characters, each with unique abilities and skill set. Check out the movelist menu on the right to find out more!

The Heroes

Axel

Weapon : Master Sword & Shield

Play style : Balance

Attack : **

Defense : **

Speed : **

Soul Special : **



An indie game developer armed with the legendary master sword and shield, Axel is a balance fighter in terms of both speed and strength. His moves are simple but effective, making him the best character for noobs.

Kingston

Weapon : Golden Axe

Play style : Slow, but powerful

Attack : ****
 Defense : ***
 Speed : *
 Special : *



Overly manly janitor with the golden axe, Kingston is the obvious muscle of the group. He might be slow, but Kingston fight with pure power, grabbing and smashing monster ass with bare hands.

Queenie

Weapon : Magitech

Play style : Range

Attack : **
 Defense : ***
 Speed : *
 Special : ***



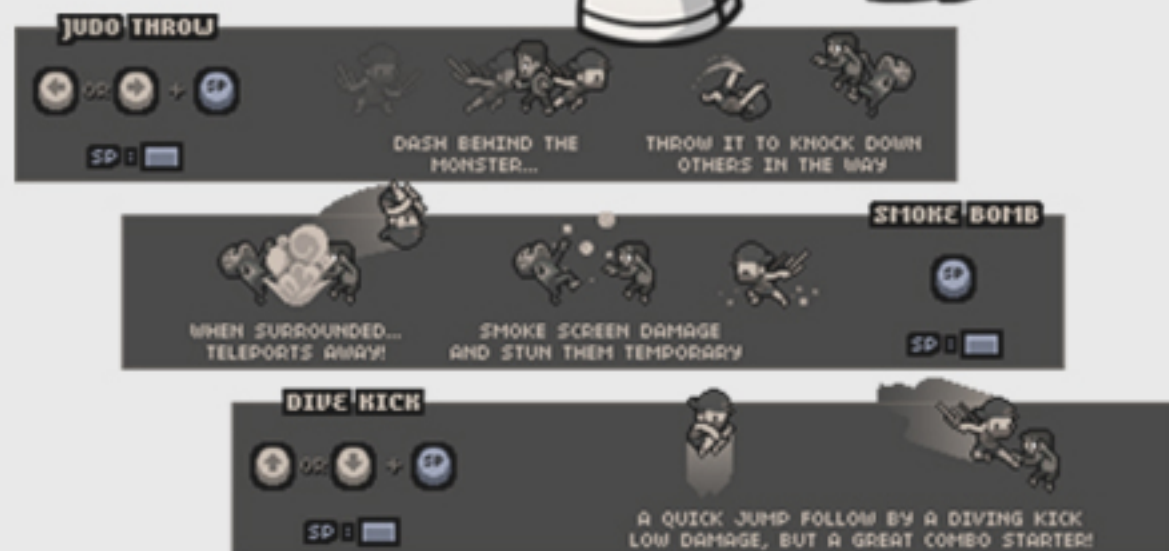
The sassy show girl became the pilot of her pet dog that got transformed and turned into a mecha that runs on magic. She can attack from far with her long claws and her range of projectiles.

Jackson

Weapon : Twin Sai

Play style : Speedy

Attack : *
Defense : *
Speed : **
Special : ****



Jackson is a teenage emo ninja gamer that wields the twin sai. His attack might be weak, but he fight with his speed and is able to pull off large amount of combo, and his swifty special moves will make him hard to hit.

Unlock Secret Characters!



*Play the game and unlock the 2 secret fighters!
The mystery! The suspense! Who could they be!?*

Upgrade your moves!

Every character has their own unique special moves that can be upgraded at the end of each night. Try them out and see which one works best for you!



Normal Freeze Cracker



Upgraded Freeze Cracker

How To Play?

If you have never played a beat'em up before, don't worry! The game might look tough, but all you have to do, as the name imply, is to beat the crap out of everything. But if you want to do it with style, here's a few tips and tricks!

The Basic

Punch, kick, it's all in the mind!

Chain Combo

Press attack repeatedly



Run

Tap forward twice and hold
You can also hold the run key



Run Attack

While running, press attack



Special Moves

Each character comes with 3 unique abilities. Check out what each one of them do from the move list!

Reaching

Quick special that reaches a longer distance



Personal

Each character has a different personal special




Defensive

Attacks both side and avoid getting damage



Soul Points (SP)



Each special move requires a different amount of SP. You can recover SP overtime, when taking damage, or by killing monsters, and picking up the soul capsule 

Special Cancel

While attacking or performing a special move, you can switch to another special move to deal more damage.



Counter Attack

When damaged, press “attack” + “special” to perform a counter attack. Note that you will need at least 3 SP to do this.



You will go into overheat after performing a counter attack, and will not be able to use your special move for a while.

Fatality

Kill with your special move to get more cash!



Normal Kill

Killing with normal attack only get you a few coins.



Special Kill

Killing with special moves make you rich, and feel like a bad ass.

Massarce

Special Kill 3 or more monsters with a single strike to perform a Massarce and get rewarded with some food!



In 3-4 players mode, you will need to kill even more to perform a massarce!

Multiplayer

The game supports local multiplayer co-op, up to 4 players. So call your friends, ready your beer, and get ready to fight!



Dynamic Difficulty

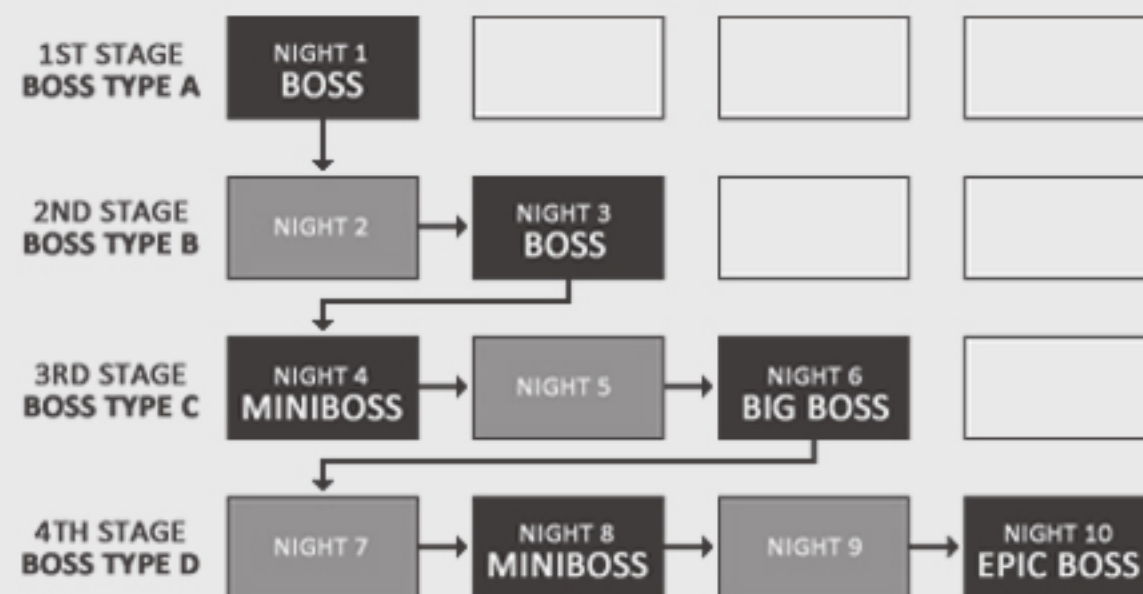
The game's difficulty changes based on the number of players available, so that it's always a fair game.

Leaderboard

You can check out the different high score, based on the the number of players.

Stage Select

There are multiple routes, leading to different path. Note that as the game proceed, each level becomes longer and it gets harder.



There's a different boss guarding each level, and the awaiting boss gets stronger and stronger based on your selected sequence. Remember, you haven't finish the game until you beat them all!



Make Money

Making money is your top priority! With enough cash, you can purchase upgrade or pay to to revive. On top of that, your final score is also your final score!

Make more money to get a high score!



Revive

Each revive cost money, and it gets more expensive each time.



Upgrade

Purchase upgrades at the end of each night.



High Score

Your remaining cash is also your score at the end of each game

Soul Token

If you ran out of cash to revive, your remaining cash will be your score.



Remember to purchase Soul Token during upgrade!

Soul token allows you to restart the level with the same amount of cash when the team got wiped out!

Gameover



If you ran out of soul token, that's truly the end of the game. Your save slot will be deleted, and you'll have to start all over again. Good luck!

Notes

[illegible]

Notes

[illegible]

Contact us

We've worked really hard to make this happened, so we hope you've enjoyed playing it, as much as we did making. So please, if you have any feedback for us, be it fan mail or bugs report, we'd love to hear it!

Write in to us today at [*info@secretbase.com.sg*](mailto:info@secretbase.com.sg)



Facebook

<https://www.facebook.com/pages/Secret-Base/158275207544774>



Twitter

<https://twitter.com/secretbaseSG>



Youtube

http://www.youtube.com/channel/UCw_LnTX4iYwMic7q20I4uRQ



Devil's Dare

<http://www.devilsdare.com>



Secret Base

<http://www.secretbase.com.sg>